

STATEMENT OF APPROPRIATIONS, ALLOTMENTS, OBLIGATIONS, DISBURSEMENTS AND BALANCES
As at the Quarter Ending December 31, 2022

Department : Department of Social Welfare and Development (DSWD)
Agency/Entity : Inter-Country Adoption Board
Operating Unit : < not applicable >
Organization Code : 20 003 0000000
Fund Cluster : 01 Regular Agency Fund
(e.g. UACS Fund Cluster: 01-Regular Agency Fund, 02-Foreign Assisted Projects Fund, 03-Special Account-Locally Funded/Domestic Grants Fund, and 04-Special Account-Foreign Assisted/Foreign Grants Fund)

X Current Year Appropriations
Supplemental Appropriations
Continuing Appropriations

Table with 24 columns: Particulars, UACS CODE, Authorizations, Adjustments, Allotments Received, Adjustments, Transfer To, Transfer From, Adjusted Total Allotments, 1st Quarter Ending March 31, 2nd Quarter Ending June 30, 3rd Quarter Ending September 30, 4th Quarter Ending December 31, TOTAL, 1st Quarter Ending March 31, 2nd Quarter Ending June 30, 3rd Quarter Ending September 30, 4th Quarter Ending December 31, TOTAL, Unreleased Appropriations, Unobligated Allotments, Unpaid Obligations (15-20)=(23+24), Due and Demandable, Not Yet Due and Demandable.

STATEMENT OF APPROPRIATIONS, ALLOTMENTS, OBLIGATIONS, DISBURSEMENTS AND BALANCES
As at the Quarter Ending December 31, 2022

Department : Department of Social Welfare and Development (DSWD)
 Agency/Entity : Inter-Country Adoption Board
 Operating Unit : < not applicable >
 Organization Code : 20 003 0000000
 Fund Cluster : 01 Regular Agency Fund
 (e.g. UACS Fund Cluster: 01-Regular Agency Fund, 02-Foreign Assisted Projects Fund, 03-Special Account-Locally Funded/Domestic Grants Fund, and 04-Special Account-Foreign Assisted/Foreign Grants Fund)

X	Current Year Appropriations
	Supplemental Appropriations
	Continuing Appropriations

Particulars	UACS CODE	Appropriations			Allotments			Current Year Obligations					Current Year Disbursements					Balances					
		Authorized Appropriations	Adjustments (Transfer To/From, Modifications/ Augmentations)	Adjusted Appropriations	Allotments Received	Adjustments (Reductions, Modifications/ Augmentations)	Transfer To	Transfer From	Adjusted Total Allotments	1st Quarter Ending March 31	2nd Quarter Ending June 30	3rd Quarter Ending September 30	4th Quarter Ending December 31	TOTAL	1st Quarter Ending March 31	2nd Quarter Ending June 30	3rd Quarter Ending September 30	4th Quarter Ending December 31	TOTAL	Unreleased Appropriations	Unobligated Allotments	Unpaid Obligations(15-20)-(23+24)	
																						Due and Demandable	Not Yet Due and Demandable
GRAND TOTAL		57,905,000.00	5,242,583.00	63,147,583.00	58,280,221.00	4,887,362.00	0.00	63,147,583.00	9,246,880.65	12,226,374.71	13,649,661.18	24,978,903.44	60,101,819.98	8,402,505.46	11,715,905.81	14,215,743.92	19,905,394.49	54,239,549.68	0.00	3,045,763.02	4,848,713.45	1,013,556.85	
PS		21,702,000.00	6,839,333.00	28,541,333.00	22,077,221.00	6,464,112.00	0.00	28,541,333.00	5,131,070.02	6,839,256.64	6,028,096.62	10,468,837.57	28,466,230.85	4,679,449.02	6,845,740.34	6,397,539.93	10,112,350.12	28,035,079.41	0.00	75,102.15	431,151.44	0.00	
MOOE		36,203,000.00	(1,596,750.00)	34,606,250.00	36,203,000.00	(1,596,750.00)	0.00	34,606,250.00	4,115,810.63	5,388,118.07	7,621,564.56	14,510,065.87	31,635,589.13	3,723,056.44	4,870,165.47	7,818,203.99	9,793,044.37	26,204,470.27	0.00	2,970,660.87	4,417,562.01	1,013,556.85	
Recapitulation by OO:																							
I. Agency Specific Budget		39,812,000.00	0.00	39,812,000.00	39,812,000.00	0.00	0.00	39,812,000.00	4,412,487.70	6,156,803.60	8,273,872.05	18,067,232.67	36,910,396.22	4,138,132.23	5,449,161.96	8,611,505.82	13,414,416.52	31,613,216.53	0.00	2,901,603.78	4,283,622.84	1,013,556.85	
INTER-COUNTRY ADOPTION REGULATORY PROGRAM		10,172,000.00	0.00	10,172,000.00	10,172,000.00	0.00	0.00	10,172,000.00	1,028,836.05	1,818,177.82	585,201.90	5,035,921.44	8,468,137.21	970,180.44	1,772,732.66	689,302.67	4,804,936.91	8,237,152.68	0.00	1,703,862.79	210,624.53	20,360.00	
INTER-COUNTRY ADOPTION PROGRAM		29,640,000.00	0.00	29,640,000.00	29,640,000.00	0.00	0.00	29,640,000.00	3,383,651.65	4,338,625.78	7,688,670.15	13,031,311.43	28,442,259.01	3,167,951.79	3,676,429.30	7,922,203.15	8,609,479.61	23,376,063.85	0.00	1,197,740.99	4,072,998.31	993,196.85	

This report was generated using the Unified Reporting System on January 26, 2023 12:18 PM version.FAR1.2.5; Status : APPROVED

Certified Correct:

MARIA TERESA A. SEBASTIAN
Administrative Officer V
Date: 2023-01-26 10:13:54

Certified Correct:

JANIE C. MAZ
Accountant III
Date: 2023-01-26 10:13:54

Recommending Approval:

GLENDIA D. RELOVA
Deputy Executive Director for Admin and Finance
Date: 2023-01-26 10:13:21

Approved By:

JANELLA EJERCITO ESTRADA
Executive Director V
Date: 2023-01-26 11:52:29

STATEMENT OF APPROPRIATIONS, ALLOTMENTS, OBLIGATIONS, DISBURSEMENTS AND BALANCES

As at the Quarter Ending December 31, 2022

Department : Department of Social Welfare and Development (DSWD)
Agency/Entity : Inter-Country Adoption Board
Operating Unit : < not applicable >
Organization Code : 20 003 0000000
Fund Cluster : 01 Regular Agency Fund

Current Year Appropriations
Supplemental Appropriations
X Continuing Appropriations

(e.g. UACS Fund Cluster: 01-Regular Agency Fund, 02-Foreign Assisted Projects Fund, 03-Special Account-Locally Funded/Domestic Grants Fund, and 04-Special Account-Foreign Assisted/Foreign Grants Fund)

Table with columns: Particulars, UACS CODE, Appropriations, Allotments, Current Year Obligations, Current Year Disbursements, Balances. Includes rows for MOOE, Operations, INTER-COUNTRY ADOPTION PROGRAM, and GRAND TOTAL.

This report was generated using the Unified Reporting System on January 26, 2023 13:07 PM version.FAR.1.1.1 ; Status : APPROVED

Page 1 of 2

Certified Correct:
MARIA TERESA A. SEBASTIAN
Administrative Officer IV
Date: 2023-01-26 10:13:54

Certified Correct:
JAYME C. DIAZ
Accountant III
Date: 2023-01-26 10:13:54

Recommending Approval:
GLENDIA D. RELOVA
Deputy Executive Director for Admin and Finance
Date: 2023-01-26 10:15:21

Approved By:
JANE LY ESTACITO ESTRADA
Executive Director V
Date: 2023-01-26 11:32:29

SUMMARY OF APPROPRIATIONS, ALLOTMENTS, OBLIGATIONS, DISBURSEMENTS AND BALANCES BY OBJECT OF EXPENDITURES

As at the Quarter Ending December 31, 2022

Department : Department of Social Welfare and Development (DSWD)
Agency : Inter-Country Adoption Board
Operating Unit : < not applicable >
Organization Code (UACS) : 20 003 0000000
Fund Cluster : 01 Regular Agency Fund
(e.g. UACS Fund Cluster: 01-Regular Agency Fund, 02-Foreign Assisted Projects Fund, 03-Special Account-Locally Funded/Domestic Grants Fund, and 04-Special Account-Foreign Assisted/Foreign Grants Fund)

Table with 3 columns: X (Current Year Appropriations), (Supplemental Appropriations), (Continuing Appropriations)

Main data table with columns: Particulars, UACS CODE, Appropriations (Authorized, Adjustments, Adjusted), Allotments (Received, Adjustments, Transfer To, Transfer From, Adjusted), Obligations (1st-4th Quarter, TOTAL), Disbursements (1st-4th Quarter, TOTAL), Balances (Unreleased, Unobligated, Unpaid Obligations).


SUMMARY OF APPROPRIATIONS, ALLOTMENTS, OBLIGATIONS, DISBURSEMENTS AND BALANCES BY OBJECT OF EXPENDITURES


As at the Quarter Ending December 31, 2022

Department : Department of Social Welfare and Development (DSWD)
 Agency : Inter-Country Adoption Board
 Operating Unit : < not applicable >
 Organization Code (UACS) : 20 003 0000000
 Fund Cluster : 01 Regular Agency Fund
 (e.g. UACS Fund Cluster: 01-Regular Agency Fund, 02-Foreign Assisted Projects Fund, 03-Special Account-Locally Funded/Domestic Grants Fund, and 04-Special Account-Foreign Assisted/Foreign Grants Fund)

X	Current Year Appropriations
	Supplemental Appropriations
	Continuing Appropriations

Particulars	UACS CODE	Appropriations			Allotments					Obligations					Disbursements					Balances			
		Authorized Appropriations	Adjustments (Transfer To/From, Modifications/ Augmentations)	Adjusted Appropriations	Allotments Received	Adjustments (Reductions, Modifications/ Augmentations)	Transfer To	Transfer From	Adjusted Allotments	1st Quarter Ending March 31	2nd Quarter Ending June 30	3rd Quarter Ending Sept. 30	4th Quarter Ending Dec. 31	TOTAL	1st Quarter Ending March 31	2nd Quarter Ending June 30	3rd Quarter Ending Sept. 30	4th Quarter Ending Dec. 31	TOTAL	Unreleased Appropriations	Unobligated Allotments	Unpaid Obligations (15-20)=(23+24)	
																						10=[(6+(-)7)-8+9]	11
Pension and Gratuity Fund		0.00	828,120.00	828,120.00	0.00	828,120.00	0.00	0.00	828,120.00	94,285.26	0.00	507,626.10	226,206.52	828,117.88	94,285.26	0.00	507,626.10	226,206.52	828,117.88	0.00	2.12	0.00	0.00
Other Personnel Benefits	5010400000	0.00	828,120.00	828,120.00	0.00	828,120.00	0.00	0.00	828,120.00	94,285.26	0.00	507,626.10	226,206.52	828,117.88	94,285.26	0.00	507,626.10	226,206.52	828,117.88	0.00	2.12	0.00	0.00
Terminal Leave Benefits		0.00	828,120.00	828,120.00	0.00	828,120.00	0.00	0.00	828,120.00	94,285.26	0.00	507,626.10	226,206.52	828,117.88	94,285.26	0.00	507,626.10	226,206.52	828,117.88	0.00	2.12	0.00	0.00
Terminal Leave Benefits - Civilian	5010403001	0.00	828,120.00	828,120.00	0.00	828,120.00	0.00	0.00	828,120.00	94,285.26	0.00	507,626.10	226,206.52	828,117.88	94,285.26	0.00	507,626.10	226,206.52	828,117.88	0.00	2.12	0.00	0.00
For payment of Personnel Benefits		0.00	629,571.00	629,571.00	0.00	629,571.00	0.00	0.00	629,571.00	0.00	0.00	0.00	629,571.00	629,571.00	0.00	0.00	0.00	629,571.00	629,571.00	0.00	0.00	0.00	0.00
Other Personnel Benefits	5010400000	0.00	629,571.00	629,571.00	0.00	629,571.00	0.00	0.00	629,571.00	0.00	0.00	0.00	629,571.00	629,571.00	0.00	0.00	0.00	629,571.00	629,571.00	0.00	0.00	0.00	0.00
Other Personnel Benefits		0.00	629,571.00	629,571.00	0.00	629,571.00	0.00	0.00	629,571.00	0.00	0.00	0.00	629,571.00	629,571.00	0.00	0.00	0.00	629,571.00	629,571.00	0.00	0.00	0.00	0.00
Lump-sum for Filling of Positions - Civilian	5010499007	0.00	629,571.00	629,571.00	0.00	629,571.00	0.00	0.00	629,571.00	0.00	0.00	0.00	629,571.00	629,571.00	0.00	0.00	0.00	629,571.00	629,571.00	0.00	0.00	0.00	0.00
GRAND TOTAL		57,905,000.00	5,242,583.00	63,147,583.00	58,280,221.00	4,867,362.00	0.00	0.00	63,147,583.00	9,246,880.65	12,226,374.71	13,649,661.18	24,978,903.44	60,101,819.98	8,402,505.46	11,715,905.81	14,215,743.92	19,905,394.49	54,239,549.68	0.00	3,045,763.02	4,848,713.45	1,013,556.85

Certified Correct:

 MARIA TERESA A. SEBASTIAN
 Administrative Officer V
 Date: 2023-01-26 10:14:37

Certified Correct:

 JAYMIE C. DIAZ
 Accountant III
 Date: 2023-01-26 10:14:37

Recommending Approval:

 GLENDA D. RELOVA
 Deputy Executive Director for Admin and Finance
 Date: 2023-01-26 10:14:53

Approved By:

 JANILLA EJERCITO ESTRERA
 Executive Director V
 Date: 2023-01-26 11:42:55

SUMMARY OF APPROPRIATIONS, ALLOTMENTS, OBLIGATIONS, DISBURSEMENTS AND BALANCES BY OBJECT OF EXPENDITURES


As at the Quarter Ending December 31, 2022


Department: Department of Social Welfare and Development (DSWD)
 Agency/Entity: Inter-Country Adoption Board
 Operating Unit: < not applicable >
 Organization Code (UACS): 20 003 0000000
 Fund Cluster: 01 Regular Agency Fund

	Current Year Appropriations
	Supplemental Appropriations
X	Continuing Appropriations

(e.g. UACS Fund Cluster: 01-Regular Agency Fund, 02-Foreign Assisted Projects Fund, 03-Special Account-Locally Funded/Domestic Grants Fund, and 04-Special Account-Foreign Assisted/Foreign Grants Fund)

Particulars	UACS CODE	Appropriations			Allotments					Obligations					Disbursements					Balances				
		Authorized Appropriations	Adjustments (Transfer To/From, Modifications/ Augmentations)	Adjusted Appropriations	Allotments Received	Adjustments (Reductions, Modifications/ Augmentations)	Transfer To	Transfer From	Adjusted Allotments	1st Quarter Ending March 31	2nd Quarter Ending June 30	3rd Quarter Ending Sept. 30	4th Quarter Ending Dec. 31	TOTAL	1st Quarter Ending March 31	2nd Quarter Ending June 30	3rd Quarter Ending Sept. 30	4th Quarter Ending Dec. 31	TOTAL	Unreleased Appropriations	Unobligated Allotments	Unpaid Obligations (15-20)=(23+24)		
		3	4	5=(3+4)	6	7	8	9	10=[(8+(-17)-8+9)]	11	12	13	14	15=[(11+12+13+14)]	16	17	18	19	20=[(16+17+18+19)]	21=(5-10)	22=(10-15)	23	24	
Capital Outlays		7,097,349.00	0.00	7,097,349.00	7,097,349.00	0.00	0.00	0.00	7,097,349.00	816,888.88	90,000.00	799,910.00	5,275,900.00	6,982,698.88	122,533.33	375,911.11	326,755.55	81,688.89	906,888.88	0.00	114,650.12	0.00	0.00	
Property, Plant and Equipment Outlay	5080400000	7,097,349.00	0.00	7,097,349.00	7,097,349.00	0.00	0.00	0.00	7,097,349.00	816,888.88	90,000.00	799,910.00	5,275,900.00	6,982,698.88	122,533.33	375,911.11	326,755.55	81,688.89	906,888.88	0.00	114,650.12	0.00	0.00	
Machinery and Equipment Outlay	5080405000	7,097,349.00	(3,548,600.00)	3,548,749.00	7,097,349.00	(3,548,600.00)	0.00	0.00	3,548,749.00	816,888.88	90,000.00	799,910.00	1,727,300.00	3,434,098.88	122,533.33	375,911.11	326,755.55	81,688.89	906,888.88	0.00	114,650.12	0.00	0.00	
Office Equipment	5080405002	3,606,000.00	(3,548,600.00)	57,400.00	3,606,000.00	(3,548,600.00)	0.00	0.00	57,400.00	0.00	0.00	0.00	0.00	0.00	0.00	0.00	0.00	0.00	0.00	0.00	0.00	57,400.00	0.00	0.00
Information and Communication Technology	5080405003	2,674,460.00	(799,910.00)	1,874,550.00	2,674,460.00	(799,910.00)	0.00	0.00	1,874,550.00	0.00	90,000.00	0.00	1,727,300.00	1,817,300.00	0.00	90,000.00	0.00	0.00	90,000.00	0.00	57,250.00	0.00	1,727,300.00	0.00
ICT Software	5080405015	816,888.00	799,910.00	1,616,799.00	816,888.00	799,910.00	0.00	0.00	1,616,799.00	816,888.88	0.00	799,910.00	0.00	1,616,798.88	122,533.33	285,911.11	326,755.55	81,688.89	816,888.88	0.00	0.12	0.00	0.00	0.00
Furniture, Fixtures and Books Outlay	5080407000	0.00	3,548,600.00	3,548,600.00	0.00	3,548,600.00	0.00	0.00	3,548,600.00	0.00	0.00	0.00	3,548,600.00	3,548,600.00	0.00	0.00	0.00	0.00	0.00	0.00	0.00	0.00	0.00	0.00
Furniture and Fixtures	5080407001	0.00	3,548,600.00	3,548,600.00	0.00	3,548,600.00	0.00	0.00	3,548,600.00	0.00	0.00	0.00	3,548,600.00	3,548,600.00	0.00	0.00	0.00	0.00	0.00	0.00	0.00	0.00	0.00	0.00
GRAND TOTAL		10,832,716.32	0.00	10,832,716.32	10,832,716.32	0.00	0.00	0.00	10,832,716.32	1,482,397.62	2,580,671.02	1,190,220.10	5,434,253.37	10,887,542.11	788,042.07	1,635,590.67	1,936,656.02	148,232.27	4,608,421.03	0.00	145,174.21	103,311.08	0.00	

Certified Correct:

 MARIA TERESITA SEBASTIAN
 Administrative Officer IV
 Date: 2023-01-26 10:14:37

Certified Correct:

 GLENDA D. RELOVA
 Accountant III
 Date: 2023-01-26 10:14:37

Recommending Approval:

 GLENDA D. RELOVA
 Deputy Executive Director for Admin and Finance
 Date: 2023-01-26 10:14:53

Approved By:

 JANEL TEERACIO
 Executive Director V
 Date: 2023-01-26 11:52:55

List of Allotments and Sub-Allotments
As at the quarter ending December 31, 2022


Department : Department of Social Welfare and Development (DSWD)
 Agency/Entity : Inter-Country Adoption Board
 Operating Unit : < not applicable >
 Organization Code (UACS) : 20 003 0000000
 Fund Cluster : 01 Regular Agency Fund
 (e.g. UACS Fund Cluster: 01-Regular Agency Fund, 02-Foreign Assisted Projects Fund, 03-Special Account-Locally Funded/Domestic Grants Fund, and 04-Special Account-Foreign Assisted/Foreign Grants Fund)

X	Current Year Appropriations
	Supplemental Appropriations
	Continuing Appropriations

Allotments/Sub-Allotments Reference					Funding Source		Allotments/Sub-Allotments received from CO/ROs/OUs				Sub-Allotments to ROs/OUs					Total Allotments/Net of Sub-allotments				
No.	Number	Date	Description	UACS Code	PS	MOOE	FinEx	CO	Sub-Total	PS	MOOE	FinEx	CO	TOTAL	PS	MOOE	FinEx	CO	TOTAL	
1	2	3	4	5	6	7	8	9	10=(6+7+8+9)	11	12	13	14	15=	16=(6+11)	17=(7+12)	18=(8+13)	19=(9+14)	20=	
A. Allotments received from DBM																				
1	COMPREHENSIVE RELEASE PER ANNEX A AND A-1 OF NBC NO. 587	2022-01-11	Specific Budgets of National Government Agencies	101101	19,894,000.00	36,203,000.00	0.00	0.00	56,097,000.00	0.00	0.00	0.00	0.00	0.00	19,894,000.00	36,203,000.00	0.00	0.00	56,097,000.00	
2	COMPREHENSIVE RELEASE PER ANNEX A AND A-1 OF NBC NO. 587	2022-01-11	Retirement and Life Insurance Premiums	104102	1,808,000.00	0.00	0.00	0.00	1,808,000.00	0.00	0.00	0.00	0.00	0.00	1,808,000.00	0.00	0.00	0.00	1,808,000.00	
3	SARO-BMB-B-22-0002485	2022-03-03	Pension and Gratuity Fund	101407	94,286.00	0.00	0.00	0.00	94,286.00	0.00	0.00	0.00	0.00	0.00	94,286.00	0.00	0.00	0.00	94,286.00	
4	SARO-BMB-B-22-0005240	2022-06-22	Retirement and Life Insurance Premiums	104102	150,479.00	0.00	0.00	0.00	150,479.00	0.00	0.00	0.00	0.00	0.00	150,479.00	0.00	0.00	0.00	150,479.00	
5	SARO-BMB-B-22-0005241	2022-06-22	Miscellaneous Personnel Benefits Fund	101406	3,409,671.00	0.00	0.00	0.00	3,409,671.00	0.00	0.00	0.00	0.00	0.00	3,409,671.00	0.00	0.00	0.00	3,409,671.00	
6	SARO-BMB-B-22-0006293	2022-08-04	Pension and Gratuity Fund	101407	507,627.00	0.00	0.00	0.00	507,627.00	0.00	0.00	0.00	0.00	0.00	507,627.00	0.00	0.00	0.00	507,627.00	
7	SARO-BMB-B-22-0010074	2022-10-28	Pension and Gratuity Fund	101407	166,918.00	0.00	0.00	0.00	166,918.00	0.00	0.00	0.00	0.00	0.00	166,918.00	0.00	0.00	0.00	166,918.00	
8	SARO-BMB-B-22-0011421	2022-12-01	For payment of Personnel Benefits	105462	629,571.00	0.00	0.00	0.00	629,571.00	0.00	0.00	0.00	0.00	0.00	629,571.00	0.00	0.00	0.00	629,571.00	
9	SARO-BMB-B-22-0011422	2022-12-01	Retirement and Life Insurance Premiums	104102	224,742.00	0.00	0.00	0.00	224,742.00	0.00	0.00	0.00	0.00	0.00	224,742.00	0.00	0.00	0.00	224,742.00	
10	SARO-BMB-B-22-0011423	2022-12-01	Pension and Gratuity Fund	101407	59,289.00	0.00	0.00	0.00	59,289.00	0.00	0.00	0.00	0.00	0.00	59,289.00	0.00	0.00	0.00	59,289.00	
11	SARO-BMB-B-22-0012718	2022-12-28	Specific Budgets of National Government Agencies	101101	688,000.00	(688,000.00)	0.00	0.00	0.00	0.00	0.00	0.00	0.00	0.00	688,000.00	(688,000.00)	0.00	0.00	0.00	
	Sub-Total				27,632,583.00	35,515,000.00	0.00	0.00	63,147,583.00	0.00	0.00	0.00	0.00	0.00	27,632,583.00	35,515,000.00	0.00	0.00	63,147,583.00	
B. Sub-allotments received from Central Office/Regional Office																				
					0.00	0.00	0.00	0.00	0.00	0.00	0.00	0.00	0.00	0.00	0.00	0.00	0.00	0.00	0.00	
	Sub-Total				0.00	0.00	0.00	0.00	0.00	0.00	0.00	0.00	0.00	0.00	0.00	0.00	0.00	0.00	0.00	
Total Allotments						27,632,583.00	35,515,000.00	0.00	0.00	63,147,583.00	0.00	0.00	0.00	0.00	0.00	27,632,583.00	35,515,000.00	0.00	0.00	63,147,583.00
Summary by Funding Source Code:																				
	Specific Budgets of National Government Agencies			101101	20,582,000.00	35,515,000.00	0.00	0.00	56,097,000.00	0.00	0.00	0.00	0.00	0.00	20,582,000.00	35,515,000.00	0.00	0.00	56,097,000.00	
	Miscellaneous Personnel Benefits Fund			101406	3,409,671.00	0.00	0.00	0.00	3,409,671.00	0.00	0.00	0.00	0.00	0.00	3,409,671.00	0.00	0.00	0.00	3,409,671.00	
	Pension and Gratuity Fund			101407	828,120.00	0.00	0.00	0.00	828,120.00	0.00	0.00	0.00	0.00	0.00	828,120.00	0.00	0.00	0.00	828,120.00	
	Retirement and Life Insurance Premiums			104102	2,183,221.00	0.00	0.00	0.00	2,183,221.00	0.00	0.00	0.00	0.00	0.00	2,183,221.00	0.00	0.00	0.00	2,183,221.00	
	For payment of Personnel Benefits			105462	629,571.00	0.00	0.00	0.00	629,571.00	0.00	0.00	0.00	0.00	0.00	629,571.00	0.00	0.00	0.00	629,571.00	

Certified Correct:

 MARIA TERESA A. SEBASTIAN
 Administrative Officer V
 Date: 2023-01-26 10:14:14

Certified Correct:

 JANICE C. DIAZ
 Accountant III
 Date: 2023-01-26 10:14:14

Recommending Approval:

 GLENDA D. RELOVA
 Deputy Executive Director for Admin and Finance
 Date: 2023-01-26 10:14:28

Approved By:

 JANELEN EJERCITO ESTRADA
 Executive Director V
 Date:

QUARTERLY PHYSICAL REPORT OF OPERATION

As of December 31, 2022

Department : Department of Social Welfare and Development (DSWD)
 Agency : Inter-Country Adoption Board
 Operating Unit : < not applicable >
 Organization Code (UACS) : 20 003 0000000

Particulars	UACS CODE	Physical Target (Budget Year)					Physical Accomplishment (Budget Year)					Variance as of 12/31/2022	Remarks
		1st Quarter	2nd Quarter	3rd Quarter	4th Quarter	Total	1st Quarter	2nd Quarter	3rd Quarter	4th Quarter	Total		
1	2	3	4	5	6	7	8	9	10	11	12	13	14
INTER-COUNTRY ADOPTION REGULATORY PROGRAM	3101000000000000												
OO : Filipino children in suitable permanent adoptive families abroad protected and secured													
Output Indicators													
1. Percentage of applications of new accreditation and re-accreditation applications processed within the prescribed timeframe		100%	100%	100%	100%	100%	5 or 71.42%	5 or 71.42%	0	0	10 or 100%	3	Target for FY 2022 is seven (7) but NACC was able to accredit ten (10) Foreign Adoption Agencies (FAA) within the prescribed timeline.
2. Number of accredited agencies subjected to inspection and compliance audit		36	36	36	36	36	32	32	32	32	32	4	Foreign Adoption Agencies (FAAs) have notified ICAB that they are closing their Philippine Adoption program.
Outcome Indicators													
1. Percentage of local stakeholders complying with policy guidelines		94%	94%	94%	94%	94%	50 or 94%	50 or 94%	50 or 94%	50 or 94%	50 or 94%		Q1; Q2; Q3: 50 or 94% of Child Caring Agencies are complying with policy guidelines.
2. Percentage of Foreign Adoption Agencies/Liaison Service Agencies (FAAs/LSAs) compliant to ICAB standards and requirements		100%	100%	100%	100%	100%	36 or 90%	36 or 90%	36 or 90%	36 or 90%	36 or 90%	(4)	Q1; Q2; Q3: There are 32 FAAs and four (4) LSAs compliant to the ICAB rules standards and requirements. Four (4) FAAs closed their intercountry adoption program.
3. Number of Child Caring Agencies participating in the Philippine Inter-Country Adoption Program		50	50	50	50	50	36 or 72%	36 or 72%	41 or 82%	34 or 68%	41 or 82%	(9)	The enactment of the Republic Act 11642 or the Domestic Administrative Adoption and Alternative Child Care Act signed by the President on January 6, 2022 reorganized the ICAB into the National Authority for Child Care (NACC). The RA 8043 is one of the laws amended by this Act. The transitory guidelines have been approved and is in

QUARTERLY PHYSICAL REPORT OF OPERATION

As of December 31, 2022

Department : Department of Social Welfare and Development (DSWD)
 Agency : Inter-Country Adoption Board
 Operating Unit : < not applicable >
 Organization Code (UACS) : 20 003 0000000

Particulars	UACS CODE	Physical Target (Budget Year)					Physical Accomplishment (Budget Year)					Variance as of 12/31/2022	Remarks
		1st Quarter	2nd Quarter	3rd Quarter	4th Quarter	Total	1st Quarter	2nd Quarter	3rd Quarter	4th Quarter	Total		
1	2	3	4	5	6	7	8	9	10	11	12	13	14
INTER-COUNTRY ADOPTION PROGRAM	3102000000000000												
OO : Filipino children in suitable permanent adoptive families abroad protected and secured													
Output Indicators													
1. Number and percentage of children ready for adoption at the start of the year entrusted to foreign adoptive parents		30 or 18.62%	37 or 22.96%	46 or 28.55%	32 or 19.86%	145; 90%	41 or 25.45%	29 or 18%	35 or 21.72%	27 or 16.76%	132 or 81.93%	13 or 8.07%	The enactment of the Republic Act 11042 or the Domestic Administrative Adoption and Alternative Child Care Act signed by the President on January 6, 2022 reorganized the ICAB into the National Authority for Child Care. The RA 8043 is one of the laws amended by this Act. The transitory guidelines have been approved and is in effect. However, necessary training have to be conducted and business processes have to be developed to aid in the implementation.
2. Percentage of children matched to prospective adoptive parents upon receipt of complete updated documentary requirements		21.25%	17.26%	14.60%	31.87%	85%	13 or 7.36%	14 or 7.93%	52 or 29.46%	42 or 23.8%	121 or 68.57%	29 or 16.43%	The enactment of the Republic Act 11042 or the Domestic Administrative Adoption and Alternative Child Care Act signed by the President on January 6, 2022 reorganized the ICAB into the National Authority for Child Care. The RA 8043 is one of the laws amended by this Act. The transitory guidelines have been approved and is in effect. However, necessary training and business processes have to be developed to


QUARTERLY PHYSICAL REPORT OF OPERATION

As of December 31, 2022


Department : Department of Social Welfare and Development (DSWD)
 Agency : Inter-Country Adoption Board
 Operating Unit : < not applicable >
 Organization Code (UACS) : 20 003 0000000

Particulars	UACS CODE	Physical Target (Budget Year)					Physical Accomplishment (Budget Year)					Variance as of 12/31/2022	Remarks
		1st Quarter	2nd Quarter	3rd Quarter	4th Quarter	Total	1st Quarter	2nd Quarter	3rd Quarter	4th Quarter	Total		
1	2	3	4	5	6	7	8	9	10	11	12	13	14
Outcome Indicators													
1. Percentage of children entrusted with		85%	85%	85%	85%	85%	16 or 7.19%	37 or 16.64%	27 or 12.14%	40 or 21.16%	120 or 53.97%	69 or 31.03%	Q1: Sixteen (16) adoption placement of children were issued with final decree of adoption. Q2: Thirty-seven (37) adoption placement of children were issued with final decree of adoption. Q3: twenty-seven (27) children were issued with final decree of adoption.; Q4: 40 children were issued with final adoption decree.
finalized adoption													
2. Percentage of the number of adoption entrustment		less than 3%	less than 3%	less than 3%	less than 3%	Less than 3%	0	2	1	0	3 or 4.23%	(1.23%)	Q2: Two children placed with their respective prospective adoptive parents (PAPs) whose placement were disrupted due to issues and challenges confronted by both the child and the PAPs. After thorough evaluation, both children were removed from their respective PAPs. Necessary intervention and long term plans are in placed to ensure the best welfare and interest of the child. Q3: One child was unsuccessfully placed with her PAPs after the child was assessed not prepared to be with her PAPs; necessary
that suffered from disruption													

Prepared By:


 KATHERINE B. DE LA CRUZ
 Project Development Officer III
 Date: 2023-01-30 09:12:12

In coordination with:


 MARIA TERESA A. SEBASTIAN
 AC V- Budget Unit
 Date: 2023-01-30 09:12:12

Approved By:


 JANELLE EJERCITO ESTRADA
 Executive Director V
 Date: 2023-01-30 09:13:34

QUARTERLY PHYSICAL REPORT OF OPERATION

As of December 31, 2022

Department : Department of Social Welfare and Development (DSWD)
 Agency : Inter-Country Adoption Board
 Operating Unit : < not applicable >
 Organization Code (UACS) : 20 003 0000000

Particulars	UACS CODE	Physical Target (Budget Year)					Physical Accomplishment (Budget Year)					Variance as of 12/31/2022	Remarks
		1st Quarter	2nd Quarter	3rd Quarter	4th Quarter	Total	1st Quarter	2nd Quarter	3rd Quarter	4th Quarter	Total		
1	2	3	4	5	6	7	8	9	10	11	12	13	14

This report was generated using the Unified Reporting System on January 30, 2023 09:16 AM ; Status : APPROVED