






STATEMENT OF APPROPRIATIONS, ALLOTMENTS, OBLIGATIONS, DISBURSEMENTS AND BALANCES
As at the Quarter Ending September 30, 2021

Department : Department of Social Welfare and Development (DSWD)
 Agency/Entity : Inter-Country Adoption Board
 Operating Unit : < not applicable >
 Organization Code (UACS) : 20 003 000000
 Fund Cluster : 01 Regular Agency Fund
 (e.g. UACS Fund Cluster: 01-Regular Agency Fund, 02-Foreign Assisted Projects Fund, 03-Special Account-Locally Funded/Domestic Grants Fund, and 04-Special Account-Foreign Assisted/Foreign Grants Fund)

X	Current Year Appropriations
	Supplemental Appropriations
	Continuing Appropriations

Particulars	UACS CODE	Appropriations			Allotments		Current Year Obligations							Current Year Disbursements					Balances				
		Authorized Appropriations	Adjustments (Transfer To/From, Modifications, Augmentations)	Adjusted Appropriations	Allotments Received	Adjustments (Reduction, Modifications, Plug-in Relations)	Transfer To	Transfer From	Adjusted Total Allotments	1st Quarter Ending March 31	2nd Quarter Ending June 30	3rd Quarter Ending Sept. 30	4th Quarter Ending Dec. 31	TOTAL	1st Quarter Ending March 31	2nd Quarter Ending June 30	3rd Quarter Ending Sept. 30	4th Quarter Ending Dec. 31	TOTAL	Unreleased Appro	Unobligated Allotments	Unpaid Obligations (15-20)=(23+24)	
		3	4	5=(3+4)	6	7	8	9	10=[(6+)-(7)+8+9]	11	12	13	14	15=[(11-12+13+14)]	16	17	18	19	20=[(16+17+18+19)]	21	22	23	24
Agency Specific Budget		67,777,000.00	0.00	67,777,000.00	67,777,000.00	0.00	0.00	0.00	67,777,000.00	8,641,999.96	19,063,153.14	13,215,743.33	0.00	40,920,896.43	8,315,684.26	14,379,636.50	14,127,183.63	0.00	36,822,503.38	0.00	26,856,160.57	0.00	4,096,393.05
General Administration and Support	10000000000000	14,055,000.00	0.00	14,055,000.00	14,055,000.00	0.00	0.00	0.00	14,055,000.00	3,256,070.47	4,516,482.90	3,585,621.85	0.00	11,352,175.22	3,176,749.95	4,589,803.42	3,585,621.85	0.00	11,352,175.22	0.00	2,702,834.78	0.00	0.00
General Management and Supervision	100000100001000	13,964,000.00	0.00	13,964,000.00	13,964,000.00	0.00	0.00	0.00	13,964,000.00	3,256,070.47	4,516,482.90	3,585,621.85	0.00	11,352,175.22	3,176,749.95	4,589,803.42	3,585,621.85	0.00	11,352,175.22	0.00	2,611,834.78	0.00	0.00
PS		5,834,000.00	0.00	5,834,000.00	5,834,000.00	0.00	0.00	0.00	5,834,000.00	1,302,202.50	1,740,062.50	1,487,430.35	0.00	4,529,695.35	1,300,902.50	1,741,362.50	1,487,430.35	0.00	4,529,695.35	0.00	1,304,304.65	0.00	0.00
MOOE		8,130,000.00	0.00	8,130,000.00	8,130,000.00	0.00	0.00	0.00	8,130,000.00	1,953,867.97	2,770,420.40	2,098,191.50	0.00	6,822,479.87	1,875,847.45	2,848,440.92	2,098,191.50	0.00	6,822,479.87	0.00	1,307,530.13	0.00	0.00
Administration of Personnel Benefits	100000100002000	91,000.00	0.00	91,000.00	91,000.00	0.00	0.00	0.00	91,000.00	0.00	0.00	0.00	0.00	0.00	0.00	0.00	0.00	0.00	0.00	0.00	0.00	0.00	0.00
PS		91,000.00	0.00	91,000.00	91,000.00	0.00	0.00	0.00	91,000.00	0.00	0.00	0.00	0.00	0.00	0.00	0.00	0.00	0.00	0.00	0.00	0.00	0.00	0.00
Sub-Total, General Administration and Support		14,055,000.00	0.00	14,055,000.00	14,055,000.00	0.00	0.00	0.00	14,055,000.00	3,256,070.47	4,516,482.90	3,585,621.85	0.00	11,352,175.22	3,176,749.95	4,589,803.42	3,585,621.85	0.00	11,352,175.22	0.00	2,702,834.78	0.00	0.00
PS		5,825,000.00	0.00	5,825,000.00	5,825,000.00	0.00	0.00	0.00	5,825,000.00	1,302,202.50	1,740,062.50	1,487,430.35	0.00	4,529,695.35	1,300,902.50	1,741,362.50	1,487,430.35	0.00	4,529,695.35	0.00	1,305,304.65	0.00	0.00
MOOE		8,130,000.00	0.00	8,130,000.00	8,130,000.00	0.00	0.00	0.00	8,130,000.00	1,953,867.97	2,770,420.40	2,098,191.50	0.00	6,822,479.87	1,875,847.45	2,848,440.92	2,098,191.50	0.00	6,822,479.87	0.00	1,307,530.13	0.00	0.00
FinEx (if Applicable)		0.00	0.00	0.00	0.00	0.00	0.00	0.00	0.00	0.00	0.00	0.00	0.00	0.00	0.00	0.00	0.00	0.00	0.00	0.00	0.00	0.00	0.00
CO		0.00	0.00	0.00	0.00	0.00	0.00	0.00	0.00	0.00	0.00	0.00	0.00	0.00	0.00	0.00	0.00	0.00	0.00	0.00	0.00	0.00	0.00
Operations	3000000000000000	53,722,000.00	0.00	53,722,000.00	53,722,000.00	0.00	0.00	0.00	53,722,000.00	5,385,929.49	14,552,670.24	9,630,121.48	0.00	29,568,721.21	5,136,934.30	9,789,832.08	10,541,561.78	0.00	25,470,328.16	0.00	24,153,278.79	0.00	4,096,393.05
OO: Filipino children in suitable permanent adoptive families abroad protected and secured		53,722,000.00	0.00	53,722,000.00	53,722,000.00	0.00	0.00	0.00	53,722,000.00	5,385,929.49	14,552,670.24	9,630,121.48	0.00	29,568,721.21	5,136,934.30	9,789,832.08	10,541,561.78	0.00	25,470,328.16	0.00	24,153,278.79	0.00	4,096,393.05
INTER-COUNTRY ADOPTION REGULATORY PROGRAM	310100100001000	9,387,000.00	0.00	9,387,000.00	9,387,000.00	0.00	0.00	0.00	9,387,000.00	1,114,928.60	1,192,538.36	1,066,557.95	0.00	3,374,024.91	1,104,169.43	1,203,297.53	1,066,557.95	0.00	3,374,024.91	0.00	6,012,975.06	0.00	0.00
Accredit/Authorize Foreign Adoption Agencies and Child Caring Agencies as Liaison Service Agencies		9,387,000.00	0.00	9,387,000.00	9,387,000.00	0.00	0.00	0.00	9,387,000.00	1,114,928.60	1,192,538.36	1,066,557.95	0.00	3,374,024.91	1,104,169.43	1,203,297.53	1,066,557.95	0.00	3,374,024.91	0.00	6,012,975.06	0.00	0.00
PS		3,871,000.00	0.00	3,871,000.00	3,871,000.00	0.00	0.00	0.00	3,871,000.00	1,000,062.32	1,070,519.28	822,773.55	0.00	2,893,355.15	1,000,062.32	1,070,519.28	822,773.55	0.00	2,893,355.15	0.00	977,644.85	0.00	0.00
MOOE		5,516,000.00	0.00	5,516,000.00	5,516,000.00	0.00	0.00	0.00	5,516,000.00	114,866.28	122,019.08	243,784.40	0.00	480,669.76	104,107.11	132,778.25	243,784.40	0.00	480,669.76	0.00	5,035,330.24	0.00	0.00
INTER-COUNTRY ADOPTION PROGRAM	310200100001000	44,335,000.00	0.00	44,335,000.00	44,335,000.00	0.00	0.00	0.00	44,335,000.00	4,271,000.89	13,360,131.88	8,563,563.53	0.00	26,194,696.30	4,034,764.87	8,586,534.95	9,475,003.83	0.00	22,096,303.25	0.00	18,140,303.70	0.00	4,096,393.05
Adjudication/Entrustment of children for inter-country adoption		44,335,000.00	0.00	44,335,000.00	44,335,000.00	0.00	0.00	0.00	44,335,000.00	4,271,000.89	13,360,131.88	8,563,563.53	0.00	26,194,696.30	4,034,764.87	8,586,534.95	9,475,003.83	0.00	22,096,303.25	0.00	18,140,303.70	0.00	4,096,393.05
PS		8,538,000.00	0.00	8,538,000.00	8,538,000.00	0.00	0.00	0.00	8,538,000.00	1,908,247.89	2,842,164.91	2,167,592.43	0.00	6,916,005.23	1,876,347.12	2,872,095.69	2,167,592.43	0.00	6,916,005.23	0.00	1,621,994.77	0.00	0.00
MOOE		20,857,000.00	0.00	20,857,000.00	20,857,000.00	0.00	0.00	0.00	20,857,000.00	1,758,773.00	5,269,476.97	6,210,971.10	0.00	13,239,221.07	1,652,437.75	4,567,195.37	6,485,761.40	0.00	12,805,394.52	0.00	7,617,778.15	0.00	623,826.56
CO		14,940,000.00	0.00	14,940,000.00	14,940,000.00	0.00	0.00	0.00	14,940,000.00	605,980.00	5,248,490.00	185,000.00	0.00	6,039,470.00	605,980.00	1,147,273.56	821,650.00	0.00	2,674,903.56	0.00	8,900,530.00	0.00	3,464,566.50

Certified Correct: 
JANET T. SANTOS
OIC, Budget Unit 
Date: 2021-10-12 11:40:34

Certified Correct: 
JANET T. SANTOS
Accountant III
Date: 2021-10-12 11:40:34

Recommending Approval:
N/A
N/A
Date: 2021-10-12 11:41:40

Approved By: 
BERNADETTE B. ABEJO
Executive Director III
Date: 2021-10-12 11:47:10