



FAR No. 1

STATEMENT OF APPROPRIATIONS, ALLOTMENTS, OBLIGATIONS, DISBURSEMENTS AND BALANCES
As at the Quarter Ending September 30, 2020

Department : Department of Social Welfare and Development (DSWD)
Agency/Entity : Inter-Country Adoption Board
Operating Unit : < not applicable >
Organization Code : 20 003 0000000
Fund Cluster : 01 Regular Agency Fund

X	Current Year Appropriations
	Supplemental
	Continuing Appropriations

(e.g. UACS Fund Cluster: 01-Regular Agency Fund, 02-Foreign Assisted Projects Fund, 03-Special Account-Locally Funded/Domestic Grants Fund, and 04-Special Account-Foreign Assisted/Foreign Grants Fund)

Particulars	UACS CODE	Appropriations					Allotments		Current Year Obligations							Current Year Disbursements				Balances			
		Authorized Appropriations	Adjustments (Transfer To/From, Modifications/)	Adjusted Appropriations	Allotments Received	Adjustments (Reductions, Modifications/ Augmentations)	Transfer To	Transfer From	Adjusted Total Allotments	1st Quarter Ending March 31	2nd Quarter Ending June 30	3rd Quarter Ending Sept. 30	4th Quarter Ending Dec. 31	TOTAL	1st Quarter Ending March 31	2nd Quarter Ending June 30	3rd Quarter Ending Sept. 30	4th Quarter Ending Dec. 31	TOTAL	Unreleased Appro	Unobligated Allotments	Unpaid Obligations (15-20)+(23-24)	
		3	4	5=(3+4)	6	7	8	9	10=(8+9)	11	12	13	14	15=(11+12+13+14)	16	17	18	19	20=(16+17+18+19)	21	22	23	24
Agency Specific Budget		19,382,000.00	(4,858,000.00)	14,524,000.00	14,524,000.00	0.00	0.00	0.00	14,524,000.00	9,085,672.05	9,089,251.05	10,138,175.31	0.00	27,313,098.41	5,065,872.65	7,875,118.00	10,354,268.98	0.00	27,313,098.41	0.00	28,030,530.31	0.00	0.00
General Administration and Support	10000000000000	13,179,000.00	(190,000.00)	12,989,000.00	12,979,000.00	0.00	0.00	0.00	12,979,000.00	3,280,349.11	3,644,698.33	2,960,283.37	0.00	9,885,330.81	3,280,349.11	3,572,104.30	3,032,877.40	0.00	9,885,330.81	0.00	3,163,669.19	0.00	0.00
General Management and Supervision	100000100001000	13,179,000.00	(190,000.00)	12,989,000.00	12,979,000.00	0.00	0.00	0.00	12,979,000.00	3,280,349.11	3,644,698.33	2,960,283.37	0.00	9,885,330.81	3,280,349.11	3,572,104.30	3,032,877.40	0.00	9,885,330.81	0.00	3,163,669.19	0.00	0.00
PS		5,416,000.00	0.00	5,416,000.00	5,416,000.00	0.00	0.00	0.00	5,416,000.00	1,721,268.42	1,119,248.88	1,234,679.09	0.00	4,075,194.39	1,721,268.42	1,119,248.88	1,234,679.09	0.00	4,075,194.39	0.00	1,400,895.61	0.00	0.00
MOOE		7,763,000.00	(190,000.00)	7,603,000.00	7,603,000.00	0.00	0.00	0.00	7,603,000.00	1,559,080.69	2,525,451.45	1,725,604.28	0.00	5,810,136.42	1,559,080.69	2,452,857.42	1,798,198.31	0.00	5,810,136.42	0.00	1,762,773.58	0.00	0.00
Administration of Personnel Benefits	100000100002000	0.00	0.00	0.00	0.00	0.00	0.00	0.00	0.00	0.00	0.00	0.00	0.00	0.00	0.00	0.00	0.00	0.00	0.00	0.00	0.00	0.00	0.00
PS		0.00	0.00	0.00	0.00	0.00	0.00	0.00	0.00	0.00	0.00	0.00	0.00	0.00	0.00	0.00	0.00	0.00	0.00	0.00	0.00	0.00	0.00
Sub-Total, General Administration and Support		13,179,000.00	(190,000.00)	12,989,000.00	12,979,000.00	0.00	0.00	0.00	12,979,000.00	3,280,349.11	3,644,698.33	2,960,283.37	0.00	9,885,330.81	3,280,349.11	3,572,104.30	3,032,877.40	0.00	9,885,330.81	0.00	3,163,669.19	0.00	0.00
PS		5,416,000.00	0.00	5,416,000.00	5,416,000.00	0.00	0.00	0.00	5,416,000.00	1,721,268.42	1,119,248.88	1,234,679.09	0.00	4,075,194.39	1,721,268.42	1,119,248.88	1,234,679.09	0.00	4,075,194.39	0.00	1,400,895.61	0.00	0.00
MOOE		7,763,000.00	(190,000.00)	7,603,000.00	7,603,000.00	0.00	0.00	0.00	7,603,000.00	1,559,080.69	2,525,451.45	1,725,604.28	0.00	5,810,136.42	1,559,080.69	2,452,857.42	1,798,198.31	0.00	5,810,136.42	0.00	1,762,773.58	0.00	0.00
FinEx (if Applicable)		0.00	0.00	0.00	0.00	0.00	0.00	0.00	0.00	0.00	0.00	0.00	0.00	0.00	0.00	0.00	0.00	0.00	0.00	0.00	0.00	0.00	0.00
CO		0.00	0.00	0.00	0.00	0.00	0.00	0.00	0.00	0.00	0.00	0.00	0.00	0.00	0.00	0.00	0.00	0.00	0.00	0.00	0.00	0.00	0.00
Operations	3000000000000000	46,283,000.00	(3,938,000.00)	42,345,000.00	42,345,000.00	0.00	0.00	0.00	42,345,000.00	5,865,323.54	4,454,554.37	7,187,851.96	0.00	17,427,729.87	5,865,323.54	4,361,814.70	7,321,291.58	0.00	17,427,729.87	0.00	24,837,270.18	0.00	0.00
OU - Filipino children in suitable permanent adoption, remain abroad protected and supported		46,283,000.00	(3,938,000.00)	42,345,000.00	42,345,000.00	0.00	0.00	0.00	42,345,000.00	5,865,323.54	4,454,554.37	7,187,851.96	0.00	17,427,729.87	5,865,323.54	4,361,814.70	7,321,291.58	0.00	17,427,729.87	0.00	24,837,270.18	0.00	0.00
INTER-COUNTRY ADOPTION REGULATORY PROGRAM		16,542,000.00	(2,490,000.00)	14,142,000.00	14,142,000.00	0.00	0.00	0.00	14,142,000.00	1,441,651.43	1,300,428.09	1,194,273.19	0.00	3,942,352.70	1,441,651.43	1,300,428.09	1,194,273.19	0.00	3,942,352.70	0.00	10,295,647.30	0.00	0.00
Access/Authorize Foreign Adoption Agencies and Child Care Agencies as Liaison Service Agencies	310100100001000	16,542,000.00	(2,490,000.00)	14,142,000.00	14,142,000.00	0.00	0.00	0.00	14,142,000.00	1,441,651.43	1,300,428.09	1,194,273.19	0.00	3,942,352.70	1,441,651.43	1,300,428.09	1,194,273.19	0.00	3,942,352.70	0.00	10,295,647.30	0.00	0.00
PS		4,353,000.00	0.00	4,353,000.00	4,353,000.00	0.00	0.00	0.00	4,353,000.00	1,342,326.68	1,119,376.85	868,179.15	0.00	3,330,882.68	1,342,326.68	1,119,376.85	868,179.15	0.00	3,330,882.68	0.00	1,022,617.35	0.00	0.00
MOOE		5,415,000.00	(2,195,000.00)	3,318,000.00	3,318,000.00	0.00	0.00	0.00	3,318,000.00	98,824.75	191,051.24	151,599.02	0.00	431,475.02	98,824.75	191,051.24	151,599.02	0.00	431,475.02	0.00	2,887,524.98	0.00	0.00
CO		6,770,000.00	(990,000.00)	6,470,000.00	6,470,000.00	0.00	0.00	0.00	6,470,000.00	0.00	0.00	84,495.00	0.00	84,495.00	0.00	0.00	84,495.00	0.00	84,495.00	0.00	6,385,505.00	0.00	0.00
INTER-COUNTRY ADOPTION PROGRAM		29,661,000.00	(1,538,000.00)	28,123,000.00	28,123,000.00	0.00	0.00	0.00	28,123,000.00	4,363,672.11	3,154,126.23	6,003,578.78	0.00	13,581,377.12	4,363,672.11	3,096,586.61	6,217,118.40	0.00	13,581,377.12	0.00	14,541,622.88	0.00	0.00
Adoption/Entrustment of children for inter-country adoption	310200100001000	29,661,000.00	(1,538,000.00)	28,123,000.00	28,123,000.00	0.00	0.00	0.00	28,123,000.00	4,363,672.11	3,154,126.23	6,003,578.78	0.00	13,581,377.12	4,363,672.11	3,096,586.61	6,217,118.40	0.00	13,581,377.12	0.00	14,541,622.88	0.00	0.00
PS		9,173,000.00	0.00	9,173,000.00	9,173,000.00	0.00	0.00	0.00	9,173,000.00	2,103,899.36	1,606,272.32	1,811,530.14	0.00	5,581,699.77	2,103,899.36	1,498,272.32	1,811,530.14	0.00	5,581,699.77	0.00	3,843,360.21	0.00	0.00
MOOE		20,488,000.00	(1,538,000.00)	18,950,000.00	18,950,000.00	0.00	0.00	0.00	18,950,000.00	2,259,772.81	1,745,893.96	4,246,048.64	0.00	8,351,879.75	2,259,772.81	1,598,314.28	4,399,588.26	0.00	8,351,879.75	0.00	10,698,330.81	0.00	0.00

Department : Department of Social Welfare and Development (DSWD)
 Agency/Entity : Inter-Country Adoption Board
 Operating Unit : < not applicable >
 Organization Code : 20 003 000000
 Fund Cluster : 01 Regular Agency Fund

X Current Year Appropriations
 Supplemental
 Continuing Appropriations


(e.g. UACS Fund Cluster: 01-Regular Agency Fund, 02-Foreign Assisted Projects Fund, 03-Special Account-Locally Funded/Domestic Grants Fund, and 04-Special Account-Foreign Assisted/Foreign Grants Fund)


Particulars	UACS CODE	Appropriations					Allotments					Current Year Obligations				Current Year Disbursements					Balances			
		Authorized Appropriations	Adjustments (Transfer To/From, Modifications)	Adjusted Appropriations	Allotments Received	Adjustments (Reductions, Modifications, Augmentations)	Transfer To	Transfer From	Adjusted Total Allotments	1st Quarter Ending March 31	2nd Quarter Ending June 30	3rd Quarter Ending Sept. 30	4th Quarter Ending Dec. 31	TOTAL	1st Quarter Ending March 31	2nd Quarter Ending June 30	3rd Quarter Ending Sept. 30	4th Quarter Ending Dec. 31	TOTAL	Unreleased Appro	Unobligated Allotments	Unpaid Obligations (15-20)+(23+24)		
		3	4	5=(3+4)	6	7	8	9	10=(6+7)+8+9	11	12	13	14	15=(11+12+13+14)	16	17	18	19	20=(16+17+18+19)	21	22	23	24	
Sub-Total, Operations		46,203,000.00	(3,938,000.00)	42,265,000.00	42,265,000.00	0.00	0.00	42,265,000.00	5,803,323.54	4,454,554.32	7,167,851.96	0.00	17,427,729.82	5,803,323.54	4,301,814.70	7,321,391.59	0.00	17,427,729.82	0.00	24,837,278.18	0.00	0.00		
PS		13,526,000.00	0.00	13,526,000.00	13,526,000.00	0.00	0.00	13,526,000.00	3,446,721.98	2,837,645.16	2,685,709.29	0.00	8,969,076.43	3,446,721.98	2,827,645.16	2,685,709.29	0.00	8,969,076.43	0.00	14,865,919.55	0.00	0.00		
MOOE		25,007,000.00	(3,438,000.00)	21,569,000.00	21,569,000.00	0.00	0.00	21,569,000.00	2,356,601.56	1,616,909.16	4,482,142.67	0.00	8,455,653.39	2,356,601.56	1,474,169.54	4,635,682.30	0.00	8,455,653.39	0.00	13,585,845.61	0.00	0.00		
FinEx (if Applicable)		0.00	0.00	0.00	0.00	0.00	0.00	0.00	0.00	0.00	0.00	0.00	0.00	0.00	0.00	0.00	0.00	0.00	0.00	0.00	0.00	0.00		
CO		6,770,000.00	(390,000.00)	6,470,000.00	6,470,000.00	0.00	0.00	6,470,000.00	0.00	0.00	84,495.00	0.00	84,495.00	0.00	0.00	84,495.00	0.00	84,495.00	0.00	6,385,505.00	0.00	0.00		
Sub-Total, I. Agency Specific Budget		59,382,000.00	(4,038,000.00)	55,344,000.00	55,344,000.00	0.00	0.00	55,344,000.00	9,085,672.65	8,099,282.65	10,128,133.33	0.00	27,313,088.63	9,085,672.65	7,873,115.00	10,364,288.59	0.00	27,313,088.63	0.00	28,030,633.37	0.00	0.00		
PS		19,002,000.00	0.00	19,002,000.00	19,002,000.00	0.00	0.00	19,002,000.00	5,167,990.44	3,648,896.00	3,920,368.36	0.00	12,735,274.84	5,167,990.44	3,648,896.00	3,920,368.36	0.00	12,735,274.84	0.00	16,267,225.16	0.00	0.00		
MOOE		33,610,000.00	(3,738,000.00)	29,872,000.00	29,872,000.00	0.00	0.00	29,872,000.00	3,917,682.21	4,452,356.59	6,123,251.96	0.00	14,493,290.76	3,917,682.21	4,226,222.84	6,349,385.60	0.00	14,493,290.76	0.00	15,378,709.21	0.00	0.00		
FinEx (if Applicable)		0.00	0.00	0.00	0.00	0.00	0.00	0.00	0.00	0.00	0.00	0.00	0.00	0.00	0.00	0.00	0.00	0.00	0.00	0.00	0.00	0.00		
CO		6,770,000.00	(390,000.00)	6,470,000.00	6,470,000.00	0.00	0.00	6,470,000.00	0.00	0.00	84,495.00	0.00	84,495.00	0.00	0.00	84,495.00	0.00	84,495.00	0.00	6,385,505.00	0.00	0.00		
II. Automatic Appropriations		1,723,000.00	(1,274,500.00)	448,500.00	1,744,500.00	(1,296,000.00)	0.00	448,500.00	431,801.50	0.00	0.00	0.00	431,801.50	431,801.50	0.00	0.00	0.00	431,801.50	0.00	16,688.50	0.00	0.00		
Specific Budgets of National Government Agencies		1,723,000.00	(1,274,500.00)	448,500.00	1,744,500.00	(1,296,000.00)	0.00	448,500.00	431,801.50	0.00	0.00	0.00	431,801.50	431,801.50	0.00	0.00	0.00	431,801.50	0.00	16,688.50	0.00	0.00		
Retirement and Life Insurance Premiums		1,723,000.00	(1,274,500.00)	448,500.00	1,744,500.00	(1,296,000.00)	0.00	448,500.00	431,801.50	0.00	0.00	0.00	431,801.50	431,801.50	0.00	0.00	0.00	431,801.50	0.00	16,688.50	0.00	0.00		
PS		1,723,000.00	(1,274,500.00)	448,500.00	1,744,500.00	(1,296,000.00)	0.00	448,500.00	431,801.50	0.00	0.00	0.00	431,801.50	431,801.50	0.00	0.00	0.00	431,801.50	0.00	16,688.50	0.00	0.00		
Sub-Total II. Automatic Appropriations		1,723,000.00	(1,274,500.00)	448,500.00	1,744,500.00	(1,296,000.00)	0.00	448,500.00	431,801.50	0.00	0.00	0.00	431,801.50	431,801.50	0.00	0.00	0.00	431,801.50	0.00	16,688.50	0.00	0.00		
PS		1,723,000.00	(1,274,500.00)	448,500.00	1,744,500.00	(1,296,000.00)	0.00	448,500.00	431,801.50	0.00	0.00	0.00	431,801.50	431,801.50	0.00	0.00	0.00	431,801.50	0.00	16,688.50	0.00	0.00		
MOOE		0.00	0.00	0.00	0.00	0.00	0.00	0.00	0.00	0.00	0.00	0.00	0.00	0.00	0.00	0.00	0.00	0.00	0.00	0.00	0.00	0.00		
FinEx		0.00	0.00	0.00	0.00	0.00	0.00	0.00	0.00	0.00	0.00	0.00	0.00	0.00	0.00	0.00	0.00	0.00	0.00	0.00	0.00	0.00		
CO		0.00	0.00	0.00	0.00	0.00	0.00	0.00	0.00	0.00	0.00	0.00	0.00	0.00	0.00	0.00	0.00	0.00	0.00	0.00	0.00	0.00		
III. Special Purpose Fund		0.00	841,000.00	841,000.00	0.00	841,000.00	0.00	841,000.00	0.00	0.00	420,500.00	0.00	420,500.00	420,500.00	0.00	0.00	0.00	420,500.00	0.00	420,500.00	0.00	0.00		
Miscellaneous Personnel Benefits Fund		0.00	841,000.00	841,000.00	0.00	841,000.00	0.00	841,000.00	0.00	0.00	420,500.00	0.00	420,500.00	420,500.00	0.00	0.00	0.00	420,500.00	0.00	420,500.00	0.00	0.00		
PS		0.00	841,000.00	841,000.00	0.00	841,000.00	0.00	841,000.00	0.00	0.00	420,500.00	0.00	420,500.00	420,500.00	0.00	0.00	0.00	420,500.00	0.00	420,500.00	0.00	0.00		
Sub-Total III. Special Purpose Fund		0.00	841,000.00	841,000.00	0.00	841,000.00	0.00	841,000.00	0.00	0.00	420,500.00	0.00	420,500.00	420,500.00	0.00	0.00	0.00	420,500.00	0.00	420,500.00	0.00	0.00		
PS		0.00	841,000.00	841,000.00	0.00	841,000.00	0.00	841,000.00	0.00	0.00	420,500.00	0.00	420,500.00	420,500.00	0.00	0.00	0.00	420,500.00	0.00	420,500.00	0.00	0.00		
MOOE		0.00	0.00	0.00	0.00	0.00	0.00	0.00	0.00	0.00	0.00	0.00	0.00	0.00	0.00	0.00	0.00	0.00	0.00	0.00	0.00	0.00		
FinEx		0.00	0.00	0.00	0.00	0.00	0.00	0.00	0.00	0.00	0.00	0.00	0.00	0.00	0.00	0.00	0.00	0.00	0.00	0.00	0.00	0.00		
CO		0.00	0.00	0.00	0.00	0.00	0.00	0.00	0.00	0.00	0.00	0.00	0.00	0.00	0.00	0.00	0.00	0.00	0.00	0.00	0.00	0.00		
GRAND TOTAL		61,105,000.00	(4,471,500.00)	56,633,500.00	57,088,500.00	(455,000.00)	0.00	56,633,500.00	9,517,474.15	8,519,152.65	10,128,133.33	0.00	28,165,362.13	9,517,474.15	8,203,619.00	10,354,288.59	0.00	28,165,362.13	0.00	28,466,137.87	0.00	0.00		
PS		20,725,000.00	(433,500.00)	20,291,500.00	20,746,500.00	(455,000.00)	0.00	20,291,500.00	5,999,791.90	4,067,356.00	3,020,368.36	0.00	13,587,576.34	5,660,791.96	4,067,356.00	3,020,368.36	0.00	13,587,576.34	0.00	17,673,823.86	0.00	0.00		
MOOE		33,610,000.00	(3,738,000.00)	29,872,000.00	29,872,000.00	0.00	0.00	29,872,000.00	3,917,682.21	4,452,356.59	6,123,251.96	0.00	14,493,290.76	3,917,682.21	4,226,222.84	6,349,385.60	0.00	14,493,290.76	0.00	15,378,709.21	0.00	0.00		
CO		6,770,000.00	(390,000.00)	6,470,000.00	6,470,000.00	0.00	0.00	6,470,000.00	0.00	0.00	84,495.00	0.00	84,495.00	0.00	0.00	84,495.00	0.00	84,495.00	0.00	6,385,505.00	0.00	0.00		

Department : Department of Social Welfare and Development (DSWD)
 Agency/Entity : Inter-Country Adoption Board
 Operating Unit : < not applicable >
 Organization Code : 20 003 0000000
 Fund Cluster : 01 Regular Agency Fund
 (e.g. UACS Fund Cluster: 01-Regular Agency Fund, 02-Foreign Assisted Projects Fund, 03-Special Account-Locally Funded/Domestic Grants Fund, and 04-Special Account-Foreign Assisted/Foreign Grants Fund)

Current Year Appropriations
 Supplemental
 Continuing Appropriations


Particulars	UACS CODE	Appropriations					Abolments				Current Year Obligations				Current Year Disbursements				Balances				
		Authorized Appropriations	Adjustments (Transfer To/From, Modifications)	Adjusted Appropriations	Allotments Received	Adjustments (Reductions, Modifications/ Augmentations)	Transfer To	Transfer From	Adjusted Total Allotments	1st Quarter Ending March 31	2nd Quarter Ending June 30	3rd Quarter Ending Sept. 30	4th Quarter Ending Dec. 31	TOTAL	1st Quarter Ending March 31	2nd Quarter Ending June 30	3rd Quarter Ending Sept. 30	4th Quarter Ending Dec. 31	TOTAL	Unreleased Appro	Unobligated Allotments	Unpaid Obligations (15-20)+(23+24)	
																						Due and Demandable	Not Yet Due and Demandable
1	2	3	4	5=(3+4)	6	7	8	9	10=[(6+(1)7)-8+9]	11	12	13	14	15=(11+12+13+14)	16	17	18	19	20=(16+17+18+19)	21	22	23	24
Recapitulation by OO:																							
Agency Specific Budget		46,203,000.00	0.00	46,203,000.00	42,268,000.00	0.00	0.00	0.00	42,268,000.00	5,905,223.51	4,484,854.37	7,107,851.96	0.00	17,427,729.83	5,905,223.51	4,301,914.70	7,321,391.58	0.00	17,427,729.83	3,630,000.00	24,837,270.18	0.00	0.00
INTER-COUNTRY ADOPTION REGULATORY PROGRAM		16,542,000.00	0.00	16,542,000.00	14,142,000.00	0.00	0.00	0.00	14,142,000.00	1,441,651.43	1,390,420.08	1,194,273.18	0.00	3,846,352.70	1,441,651.43	1,300,420.08	1,104,273.18	0.00	3,846,352.70	2,492,000.00	10,295,641.70	0.00	0.00
INTER-COUNTRY ADOPTION PROGRAM		29,661,000.00	0.00	29,661,000.00	28,122,000.00	0.00	0.00	0.00	28,122,000.00	4,363,672.11	3,154,126.23	6,093,678.78	0.00	13,581,377.12	4,363,672.11	3,000,596.61	6,217,118.40	0.00	13,581,377.12	1,538,000.00	14,541,622.68	0.00	0.00

Certified Correct:

 ANGELITA N. GUERINIA
 Admin. Officer V- Budget Unit
 Date: 2020-10-14 10:38:13.0

Certified Correct:

 JAYBEE C. DIAZ
 Accountant III
 Date: 2020-10-14 10:38:13.0

Recommending Approval:

 Date: 2020-10-14 13:29:

Approved by:

 BERNADETTE E. LABAJO
 Executive Director III
 Date: 2020-10-14 13:35: