

STATEMENT OF APPROPRIATIONS, ALLOTMENTS, OBLIGATIONS, DISBURSEMENTS AND BALANCES  
As at the Quarter Ending June 30, 2020

FAR No. 1

Department : Department of Social Welfare and Development (DSWD)  
Agency/Entity : Inter-Country Adoption Board  
Operating Unit : < not applicable >  
Organization Code : 20 003 0000000  
Fund Cluster : 01 Regular Agency Fund  
(e.g. UACS Fund Cluster: 01-Regular Agency Fund, 02-Foreign Assisted Projects Fund, 03-Special Account-Locally Funded/Domestic Grants Fund, and 04-Special Account-Foreign Assisted/Foreign Grants Fund)

X	Current Year Appropriations
	Supplemental
	Continuing Appropriations

Particulars	UACS CODE	Appropriations					Allotments		Current Year Obligations					Current Year Disbursements					Balances				
		Authorized Appropriations	Adjustments (Transfer To/From, Modifications)	Adjusted Appropriations	Allotments Received	Adjustments (Reductions, Modifications/Augmentations)	Transfer To	Transfer From	Adjusted Total Allotments	1st Quarter Ending March 31	2nd Quarter Ending June 30	3rd Quarter Ending Sept. 30	4th Quarter Ending Dec. 31	TOTAL	1st Quarter Ending March 31	2nd Quarter Ending June 30	3rd Quarter Ending Sept. 30	4th Quarter Ending Dec. 31	TOTAL	Unreleased Appro	Unobligated Allotments	Unpaid Obligations (15-20)+(23-24)	
																						Due and Demandable	Not Yet Due and Demandable
1	2	3	4	5=(3+4)	6	7	8	9	10=[(8+9)-(7)+8+9]	11	12	13	14	15=(11+12+13+14)	16	17	18	19	20=(16+17+18+19)	21	22	23	24
Agency Specific Budget		59,382,000.00	(4,028,000.00)	55,354,000.00	55,344,000.00	0.00	0.00	0.00	55,344,000.00	9,085,672.65	8,099,252.65	0.00	0.00	17,184,925.30	9,085,672.65	7,872,119.00	0.00	0.00	16,957,791.65	0.00	38,159,074.70	0.00	226,123.85
General Administration and Support	10000000000000	13,179,000.00	(100,000.00)	13,079,000.00	13,079,000.00	0.00	0.00	0.00	13,079,000.00	3,280,349.11	3,644,698.33	0.00	0.00	6,925,047.44	3,280,349.11	3,572,194.30	0.00	0.00	6,852,543.41	0.00	6,153,852.56	0.00	72,690.85
General Management and Supervision	100000100001000	13,179,000.00	(100,000.00)	13,079,000.00	13,079,000.00	0.00	0.00	0.00	13,079,000.00	3,280,349.11	3,644,698.33	0.00	0.00	6,925,047.44	3,280,349.11	3,572,194.30	0.00	0.00	6,852,543.41	0.00	6,153,852.56	0.00	72,690.85
PS		1,476,000.00	0.00	1,476,000.00	1,476,000.00	0.00	0.00	0.00	1,476,000.00	1,721,268.42	1,119,246.88	0.00	0.00	2,840,515.30	1,721,268.42	1,119,246.88	0.00	0.00	2,840,515.30	0.00	2,635,484.70	0.00	205,030.60
MOOE		7,703,000.00	(100,000.00)	7,603,000.00	7,603,000.00	0.00	0.00	0.00	7,603,000.00	1,559,080.69	2,525,451.45	0.00	0.00	4,084,532.14	1,559,080.69	2,452,937.42	0.00	0.00	4,011,038.11	0.00	3,518,487.86	0.00	492,550.25
Administration of Personnel Benefits	100000100002000	0.00	0.00	0.00	0.00	0.00	0.00	0.00	0.00	0.00	0.00	0.00	0.00	0.00	0.00	0.00	0.00	0.00	0.00	0.00	0.00	0.00	0.00
PS		0.00	0.00	0.00	0.00	0.00	0.00	0.00	0.00	0.00	0.00	0.00	0.00	0.00	0.00	0.00	0.00	0.00	0.00	0.00	0.00	0.00	0.00
Sub-Total, General Administration and Support		13,179,000.00	(100,000.00)	13,079,000.00	13,079,000.00	0.00	0.00	0.00	13,079,000.00	3,280,349.11	3,644,698.33	0.00	0.00	6,925,047.44	3,280,349.11	3,572,194.30	0.00	0.00	6,852,543.41	0.00	6,153,852.56	0.00	72,690.85
PE		2,476,000.00	0.00	2,476,000.00	2,476,000.00	0.00	0.00	0.00	2,476,000.00	1,721,268.42	1,119,246.88	0.00	0.00	2,840,515.30	1,721,268.42	1,119,246.88	0.00	0.00	2,840,515.30	0.00	2,635,484.70	0.00	205,030.60
MOOE		7,703,000.00	(100,000.00)	7,603,000.00	7,603,000.00	0.00	0.00	0.00	7,603,000.00	1,559,080.69	2,525,451.45	0.00	0.00	4,084,532.14	1,559,080.69	2,452,937.42	0.00	0.00	4,011,038.11	0.00	3,518,487.86	0.00	492,550.25
FinEx (if Applicable)		0.00	0.00	0.00	0.00	0.00	0.00	0.00	0.00	0.00	0.00	0.00	0.00	0.00	0.00	0.00	0.00	0.00	0.00	0.00	0.00	0.00	0.00
CO		0.00	0.00	0.00	0.00	0.00	0.00	0.00	0.00	0.00	0.00	0.00	0.00	0.00	0.00	0.00	0.00	0.00	0.00	0.00	0.00	0.00	0.00
Operations	300000000000000	46,203,000.00	(3,538,000.00)	42,665,000.00	42,265,000.00	0.00	0.00	0.00	42,265,000.00	5,865,323.54	4,454,354.32	0.00	0.00	10,259,677.86	5,865,323.54	4,301,814.70	0.00	0.00	10,166,338.24	0.00	32,055,122.14	0.00	153,539.82
001 Filipino children in suitable permanent adoptive families abroad protected and secured INTER-COUNTRY ADOPTION REGULATORY PROGRAM		46,203,000.00	(3,538,000.00)	42,665,000.00	42,265,000.00	0.00	0.00	0.00	42,265,000.00	5,865,323.54	4,454,354.32	0.00	0.00	10,259,677.86	5,865,323.54	4,301,814.70	0.00	0.00	10,166,338.24	0.00	32,055,122.14	0.00	153,539.82
Access to Adoption Foreign Adoption Agency and Child Care Agencies as Mission Service Agencies	310100100001000	15,542,000.00	(2,400,000.00)	14,142,000.00	14,142,000.00	0.00	0.00	0.00	14,142,000.00	1,441,651.43	1,300,428.09	0.00	0.00	2,742,079.52	1,441,651.43	1,300,428.09	0.00	0.00	2,742,079.52	0.00	11,309,820.48	0.00	0.00
PS		4,353,000.00	0.00	4,353,000.00	4,353,000.00	0.00	0.00	0.00	4,353,000.00	1,342,826.68	1,119,376.85	0.00	0.00	2,462,203.53	1,342,826.68	1,119,376.85	0.00	0.00	2,462,203.53	0.00	1,800,786.47	0.00	656
MOOE		5,479,000.00	(2,100,000.00)	3,379,000.00	3,379,000.00	0.00	0.00	0.00	3,379,000.00	96,824.75	181,051.24	0.00	0.00	277,875.99	96,824.75	181,051.24	0.00	0.00	277,875.99	0.00	3,639,124.01	0.00	0.00
CO		5,710,000.00	(200,000.00)	5,470,000.00	5,470,000.00	0.00	0.00	0.00	5,470,000.00	0.00	0.00	0.00	0.00	0.00	0.00	0.00	0.00	0.00	0.00	0.00	5,470,000.00	0.00	0.00
INTER-COUNTRY ADOPTION PROGRAM		29,661,000.00	(1,538,000.00)	28,123,000.00	28,123,000.00	0.00	0.00	0.00	28,123,000.00	4,363,672.11	3,154,126.23	0.00	0.00	7,517,798.34	4,363,672.11	3,000,586.61	0.00	0.00	7,364,258.72	0.00	20,605,291.66	0.00	153,539.82
Adjustable/Entitlement of children for inter-country adoption	310200100001000	29,661,000.00	(1,538,000.00)	28,123,000.00	28,123,000.00	0.00	0.00	0.00	28,123,000.00	4,363,672.11	3,154,126.23	0.00	0.00	7,517,798.34	4,363,672.11	3,000,586.61	0.00	0.00	7,364,258.72	0.00	20,605,291.66	0.00	153,539.82
PS		9,173,000.00	0.00	9,173,000.00	9,173,000.00	0.00	0.00	0.00	9,173,000.00	2,103,895.30	1,408,272.33	0.00	0.00	3,512,167.63	2,103,895.30	1,408,272.33	0.00	0.00	3,512,167.63	0.00	5,640,832.37	0.00	0.00
MOOE		20,488,000.00	(1,538,000.00)	18,950,000.00	18,950,000.00	0.00	0.00	0.00	18,950,000.00	2,259,776.81	1,745,853.90	0.00	0.00	4,005,630.71	2,259,776.81	1,592,314.28	0.00	0.00	3,852,091.09	0.00	14,964,389.29	0.00	153,539.82



Department : Department of Social Welfare and Development (DSWD)  
 Agency/Entity : Inter-Country Adoption Board  
 Operating Unit : < not applicable >  
 Organization Code : 20 003 000000  
 Fund Cluster : 01 Regular Agency Fund  
 (e.g. UACS Fund Cluster: 01-Regular Agency Fund, 02-Foreign Assisted Projects Fund, 03-Special Account-Locally Funded/Domestic Grants Fund, and 04-Special Account-Foreign Assisted/Foreign Grants Fund)

X	Current Year Appropriations
	Supplemental
	Continuing Appropriations


Particulars	UACS CODE	Appropriations					Allocations			Current Year Obligations					Current Year Disbursements					Balances			
		Authorized Appropriations	Adjustments (Transfer To/From, Modifications)	Adjusted Appropriations	Allocations Received	Adjustments (Reductions, Modifications, Augmentations)	Transfer To	Transfer From	Adjusted Total Allocations	1st Quarter Ending March 31	2nd Quarter Ending June 30	3rd Quarter Ending Sept. 30	4th Quarter Ending Dec. 31	TOTAL	1st Quarter Ending March 31	2nd Quarter Ending June 30	3rd Quarter Ending Sept. 30	4th Quarter Ending Dec. 31	TOTAL	Unreleased Appro	Unobligated Allocations	Unpaid Obligations (15-20)(23+24)	
		3	4	5=(3+4)	6	7	8	9	10=(6+7)-8+9	11	12	13	14	15=(11+12+13+14)	16	17	18	19	20=(16+17+18+19)	21	22	23	24
Sub-Total: Operations		46,293,000.00	(3,538,000.00)	42,755,000.00	42,265,000.00	0.00	0.00	42,265,000.00	5,895,323.54	4,454,554.32	0.00	0.00	10,259,877.86	5,895,323.54	4,201,914.70	8.00	0.00	10,196,238.24	0.00	33,006,122.14	0.00	153,539.62	
PS		13,526,000.00	0.00	13,526,000.00	13,526,000.00	0.00	0.00	13,526,000.00	3,446,721.90	2,537,649.18	0.00	0.00	5,974,271.16	3,446,721.90	2,927,649.18	0.00	0.00	5,974,371.16	0.00	1,551,628.84	0.00	0.00	
MOOE		25,907,000.00	(3,538,000.00)	22,369,000.00	22,269,000.00	0.00	0.00	22,269,000.00	2,358,601.56	1,926,905.14	0.00	0.00	4,285,506.70	2,358,601.56	1,773,365.52	0.00	0.00	4,131,967.08	0.00	17,893,493.30	0.00	153,539.62	
FinEx (if Applicable)		0.00	0.00	0.00	0.00	0.00	0.00	0.00	0.00	0.00	0.00	0.00	0.00	0.00	0.00	0.00	0.00	0.00	0.00	0.00	0.00	0.00	
CO		6,770,000.00	(990,000.00)	6,470,000.00	6,470,000.00	0.00	0.00	6,470,000.00	0.00	0.00	0.00	0.00	0.00	0.00	0.00	0.00	0.00	0.00	0.00	6,470,000.00	0.00	0.00	
Sub-Total: I. Agency Specific Budget		89,383,000.00	(4,836,000.00)	85,344,000.00	85,344,000.00	0.00	0.00	85,344,000.00	9,688,672.85	8,099,253.65	0.00	0.00	17,184,926.30	9,688,672.85	7,872,116.00	0.00	0.00	18,568,791.82	0.00	34,156,074.70	0.00	236,133.85	
PS		19,002,000.00	0.00	19,002,000.00	19,002,000.00	0.00	0.00	19,002,000.00	5,167,990.40	3,848,896.00	0.00	0.00	8,914,886.40	5,167,990.40	3,648,896.00	0.00	0.00	8,914,886.40	0.00	10,187,112.54	0.00	0.00	
MOOE		23,610,000.00	(3,738,000.00)	20,872,000.00	20,872,000.00	0.00	0.00	20,872,000.00	3,917,682.25	3,452,356.59	0.00	0.00	6,370,038.84	3,917,682.25	4,226,222.94	0.00	0.00	8,143,905.19	0.00	21,501,961.16	0.00	236,133.85	
FinEx (if Applicable)		0.00	0.00	0.00	0.00	0.00	0.00	0.00	0.00	0.00	0.00	0.00	0.00	0.00	0.00	0.00	0.00	0.00	0.00	0.00	0.00	0.00	
CO		6,770,000.00	(990,000.00)	6,470,000.00	6,470,000.00	0.00	0.00	6,470,000.00	0.00	0.00	0.00	0.00	0.00	0.00	0.00	0.00	0.00	0.00	0.00	6,470,000.00	0.00	0.00	
II. Automatic Appropriations		1,723,000.00	(1,274,500.00)	448,500.00	1,744,500.00	(1,296,000.00)	0.00	0.00	448,500.00	431,801.50	0.00	0.00	0.00	431,801.50	431,801.50	0.00	0.00	0.00	431,801.50	0.00	16,698.55	0.00	0.00
Specific Budgets of National Government Agencies		1,723,000.00	(1,274,500.00)	448,500.00	1,744,500.00	(1,296,000.00)	0.00	0.00	448,500.00	431,801.50	0.00	0.00	0.00	431,801.50	431,801.50	0.00	0.00	0.00	431,801.50	0.00	16,698.55	0.00	0.00
Retirement and Life Insurance Premiums		1,723,000.00	(1,274,500.00)	448,500.00	1,744,500.00	(1,296,000.00)	0.00	0.00	448,500.00	431,801.50	0.00	0.00	0.00	431,801.50	431,801.50	0.00	0.00	0.00	431,801.50	0.00	16,698.55	0.00	0.00
PS		1,723,000.00	(1,274,500.00)	448,500.00	1,744,500.00	(1,296,000.00)	0.00	0.00	448,500.00	431,801.50	0.00	0.00	0.00	431,801.50	431,801.50	0.00	0.00	0.00	431,801.50	0.00	16,698.55	0.00	0.00
Sub-Total II. Automatic Appropriations		1,723,000.00	(1,274,500.00)	448,500.00	1,744,500.00	(1,296,000.00)	0.00	0.00	448,500.00	431,801.50	0.00	0.00	0.00	431,801.50	431,801.50	0.00	0.00	0.00	431,801.50	0.00	16,698.55	0.00	0.00
PS		0.00	0.00	0.00	0.00	0.00	0.00	0.00	0.00	0.00	0.00	0.00	0.00	0.00	0.00	0.00	0.00	0.00	0.00	0.00	0.00	0.00	0.00
MOOE		0.00	0.00	0.00	0.00	0.00	0.00	0.00	0.00	0.00	0.00	0.00	0.00	0.00	0.00	0.00	0.00	0.00	0.00	0.00	0.00	0.00	0.00
FinEx		0.00	0.00	0.00	0.00	0.00	0.00	0.00	0.00	0.00	0.00	0.00	0.00	0.00	0.00	0.00	0.00	0.00	0.00	0.00	0.00	0.00	0.00
CO		0.00	0.00	0.00	0.00	0.00	0.00	0.00	0.00	0.00	0.00	0.00	0.00	0.00	0.00	0.00	0.00	0.00	0.00	0.00	0.00	0.00	0.00
III. Special Purpose Fund		0.00	841,000.00	841,000.00	0.00	841,000.00	0.00	0.00	841,000.00	0.00	420,500.00	0.00	0.00	420,500.00	0.00	420,500.00	0.00	0.00	420,500.00	0.00	420,500.00	0.00	0.00
Miscellaneous Personnel Benefits Fund		0.00	841,000.00	841,000.00	0.00	841,000.00	0.00	0.00	841,000.00	0.00	420,500.00	0.00	0.00	420,500.00	0.00	420,500.00	0.00	0.00	420,500.00	0.00	420,500.00	0.00	0.00
PS		0.00	841,000.00	841,000.00	0.00	841,000.00	0.00	0.00	841,000.00	0.00	420,500.00	0.00	0.00	420,500.00	0.00	420,500.00	0.00	0.00	420,500.00	0.00	420,500.00	0.00	0.00
Sub-Total III. Special Purpose Fund		0.00	841,000.00	841,000.00	0.00	841,000.00	0.00	0.00	841,000.00	0.00	420,500.00	0.00	0.00	420,500.00	0.00	420,500.00	0.00	0.00	420,500.00	0.00	420,500.00	0.00	0.00
PS		0.00	0.00	0.00	0.00	0.00	0.00	0.00	0.00	0.00	0.00	0.00	0.00	0.00	0.00	0.00	0.00	0.00	0.00	0.00	0.00	0.00	0.00
MOOE		0.00	0.00	0.00	0.00	0.00	0.00	0.00	0.00	0.00	0.00	0.00	0.00	0.00	0.00	0.00	0.00	0.00	0.00	0.00	0.00	0.00	0.00
FinEx		0.00	0.00	0.00	0.00	0.00	0.00	0.00	0.00	0.00	0.00	0.00	0.00	0.00	0.00	0.00	0.00	0.00	0.00	0.00	0.00	0.00	0.00
CO		0.00	0.00	0.00	0.00	0.00	0.00	0.00	0.00	0.00	0.00	0.00	0.00	0.00	0.00	0.00	0.00	0.00	0.00	0.00	0.00	0.00	0.00
GRAND TOTAL		61,105,000.00	(4,471,500.00)	56,633,500.00	57,089,500.00	855,000.00	0.00	0.00	56,633,500.00	9,217,474.15	8,519,752.61	0.00	0.00	18,037,226.80	9,517,474.15	8,293,616.00	0.00	0.00	17,811,093.15	0.00	38,566,273.30	0.00	236,133.85
PS		20,725,000.00	(433,500.00)	20,291,500.00	20,746,500.00	855,000.00	0.00	0.00	20,291,500.00	5,999,791.90	4,967,396.00	0.00	0.00	9,667,187.90	5,999,791.90	4,967,396.00	0.00	0.00	10,624,312.94	0.00	10,624,312.94	0.00	0.00
MOOE		33,610,000.00	(3,738,000.00)	29,872,000.00	29,872,000.00	0.00	0.00	29,872,000.00	3,917,682.25	4,452,356.59	0.00	0.00	8,370,038.84	3,917,682.25	4,226,222.94	0.00	0.00	8,143,905.19	0.00	21,501,961.16	0.00	236,133.85	
CO		6,770,000.00	(990,000.00)	6,470,000.00	6,470,000.00	0.00	0.00	6,470,000.00	0.00	0.00	0.00	0.00	0.00	0.00	0.00	0.00	0.00	0.00	6,470,000.00	0.00	0.00	0.00	0.00





Department : Department of Social Welfare and Development (DSWD)  
 Agency/Entity : Inter-Country Adoption Board  
 Operating Unit : < not applicable >  
 Organization Code : 20 003 0000000  
 Fund Cluster : 01 Regular Agency Fund  
 (e.g. UACS Fund Cluster: 01-Regular Agency Fund, 02-Foreign Assisted Projects Fund, 03-Special Account-Locally Funded/Domestic Grants Fund, and 04-Special Account-Foreign Assisted/Foreign Grants Fund)


X	Current Year Appropriations
	Supplemental
	Continuing Appropriations

Particulars	UACS CODE	Appropriations			Allotments		Current Year Obligations							Current Year Disbursements				Balances					
		Authorized Appropriations	Adjustments (Transfer To/From, Modifications)	Adjusted Appropriations	Allotments Received	Adjustments (Reductions, Modifications, Augmentations)	Transfer To	Transfer From	Adjusted Total Allotments	1st Quarter Ending March 31	2nd Quarter Ending June 30	3rd Quarter Ending Sept. 30	4th Quarter Ending Dec. 31	TOTAL	1st Quarter Ending March 31	2nd Quarter Ending June 30	3rd Quarter Ending Sept. 30	4th Quarter Ending Dec. 31	TOTAL	Unreleased Appro	Unobligated Allotments	Unpaid Obligations (15-20)+(23+24)	
																						Due and Demandable	Not Yet Due and Demandable
		3	4	5=(3+4)	6	7	8	9	10=[(6+)-(7)-8+9]	11	12	13	14	15=(11+12+13+14)	16	17	18	19	20=(16+17+18+19)	21	22	23	24
Retestification by OO:					42,265,000.00	0.00	0.00	0.00	42,265,000.00	5,805,323.34	4,434,354.32	0.00	0.00	10,239,677.66	5,805,323.54	4,361,814.70	0.00	0.00	10,166,338.24	2,834,000.00	32,005,122.14	0.00	152,539.62
Agency Specific Budget		46,200,000.00	0.00	46,200,000.00	42,265,000.00	0.00	0.00	0.00	42,265,000.00	5,805,323.34	4,434,354.32	0.00	0.00	10,239,677.66	5,805,323.54	4,361,814.70	0.00	0.00	10,166,338.24	2,834,000.00	32,005,122.14	0.00	152,539.62
INTERCOUNTRY ADOPTION REGULATORY PROGRAM		16,542,000.00	0.00	16,542,000.00	14,142,000.00	0.00	0.00	0.00	14,142,000.00	1,441,651.43	1,300,428.09	0.00	0.00	2,742,079.52	1,441,651.43	1,300,428.09	0.00	0.00	2,742,079.52	2,400,000.00	11,399,820.48	0.00	0.00
INTERCOUNTRY ADOPTION PROGRAM		29,658,000.00	0.00	29,658,000.00	28,123,000.00	0.00	0.00	0.00	28,123,000.00	4,363,672.11	3,134,126.23	0.00	0.00	7,517,798.34	4,363,672.11	3,061,386.61	0.00	0.00	7,425,058.72	1,538,000.00	20,605,291.66	0.00	152,539.62

Certified Correct:  
  
 ANGELLA N. GUERINIA  
 Administrative Officer V  
 Date: 2020-08-12 12:36:46.0

Certified Correct:  
  
 KYLE C. PARZ  
 Accountant III  
 Date: 2020-08-12 12:36:46.0

Recommending Approval:  
  
 ANGELLA N. GUERINIA  
 Administrative Officer V  
 Date: 2020-08-12 12:36:46.0

Approved By:  
  
 BERNADETTE B. ABEJO  
 Executive Director III  
 Date: 2020-08-12 12:38:00.0