


STATEMENT OF APPROPRIATIONS, ALLOTMENTS, OBLIGATIONS, DISBURSEMENTS AND BALANCES

As at the Quarter Ending September 30, 2019



<input checked="" type="checkbox"/>	Current Year Appropriations
<input type="checkbox"/>	Supplemental Appropriations
<input type="checkbox"/>	Continuing Appropriations


Department of Social Welfare and Development (DSWD)  
 Inter-Country Adoption Board  
 < not applicable >  
 20 003 0000000  
 01 Regular Agency Fund  
 (e.g. UACS Fund Cluster: 01-Regular Agency Fund, 02-Foreign Assisted Projects Fund, 03-Special Account-Locally Funded/Domestic Grants Fund, and 04-Special Account-Foreign Assisted/Foreign Grants Fund)


Particulars	UACS CODE	Appropriations		Adjusted Appropriations 5=(3+4)	Allotments Received	Adjustments (Withdrawal, Realignment)	Allotments		Adjusted Total Allotments 10=[(8+)-]-9	Current Year Obligations					TOTAL 15=(11+12+13+14)	Current Year Disbursements					Balances							
		Authorized Appropriations	Adjustments (Transfer To/From, Realignment)				Transfer To	Transfer From		1st Quarter Ending March 31	2nd Quarter Ending June 30	3rd Quarter Ending Sept. 30	4th Quarter Ending Dec. 31	1st Quarter Ending March 31		2nd Quarter Ending June 30	3rd Quarter Ending Sept. 30	4th Quarter Ending Dec. 31	TOTAL	1st Quarter Ending March 31	2nd Quarter Ending June 30	3rd Quarter Ending Sept. 30	4th Quarter Ending Dec. 31	TOTAL	Unreleased Appro	Unobligated Allotments	Unpaid Obligations (15-20)=(23+24)	
		3	4				8	9		11	12	13	14	16		17	18	19	20=(16+17+18+19)	21	22	Due and Demandable	Not Yet Due and Demandable					
Agency Specific Budget		53,345,000.00	0.00	53,345,000.00	53,345,000.00	0.00	0.00	0.00	53,345,000.00	9,146,391.99	13,840,157.81	13,221,090.09	0.00	36,207,639.89	9,146,391.99	13,762,127.91	11,362,285.59	0.00	34,270,805.49	0.00	17,137,390.11	0.00	1,936,834.40					
General Administration and Support	1000000000000000	13,337,000.00	0.00	13,337,000.00	13,337,000.00	0.00	0.00	0.00	13,337,000.00	3,828,648.37	4,667,063.26	2,159,644.57	0.00	10,655,356.20	3,828,648.37	4,667,063.26	2,159,644.57	0.00	10,655,356.20	0.00	2,681,643.80	0.00	0.00					
General Management and Supervision	100000100001000	13,337,000.00	0.00	13,337,000.00	13,337,000.00	0.00	0.00	0.00	13,337,000.00	3,828,648.37	4,667,063.26	2,159,644.57	0.00	10,655,356.20	3,828,648.37	4,667,063.26	2,159,644.57	0.00	10,655,356.20	0.00	2,681,643.80	0.00	0.00					
PS		4,759,000.00	0.00	4,759,000.00	4,759,000.00	0.00	0.00	0.00	4,759,000.00	1,175,786.10	1,638,518.85	1,120,920.08	0.00	3,935,225.03	1,175,786.10	1,638,518.85	1,120,920.08	0.00	3,935,225.03	0.00	823,774.97	0.00	0.00					
MOOE		8,578,000.00	0.00	8,578,000.00	8,578,000.00	0.00	0.00	0.00	8,578,000.00	2,652,862.27	3,028,544.41	1,038,724.49	0.00	6,720,131.17	2,652,862.27	3,028,544.41	1,038,724.49	0.00	6,720,131.17	0.00	1,857,868.83	0.00	0.00					
b-Total, General Administration and Support		13,337,000.00	0.00	13,337,000.00	13,337,000.00	0.00	0.00	0.00	13,337,000.00	3,828,648.37	4,667,063.26	2,159,644.57	0.00	10,655,356.20	3,828,648.37	4,667,063.26	2,159,644.57	0.00	10,655,356.20	0.00	2,681,643.80	0.00	0.00					
PS		4,759,000.00	0.00	4,759,000.00	4,759,000.00	0.00	0.00	0.00	4,759,000.00	1,175,786.10	1,638,518.85	1,120,920.08	0.00	3,935,225.03	1,175,786.10	1,638,518.85	1,120,920.08	0.00	3,935,225.03	0.00	823,774.97	0.00	0.00					
MOOE		8,578,000.00	0.00	8,578,000.00	8,578,000.00	0.00	0.00	0.00	8,578,000.00	2,652,862.27	3,028,544.41	1,038,724.49	0.00	6,720,131.17	2,652,862.27	3,028,544.41	1,038,724.49	0.00	6,720,131.17	0.00	1,857,868.83	0.00	0.00					
FinEx (If Applicable)		0.00	0.00	0.00	0.00	0.00	0.00	0.00	0.00	0.00	0.00	0.00	0.00	0.00	0.00	0.00	0.00	0.00	0.00	0.00	0.00	0.00	0.00					
CO		0.00	0.00	0.00	0.00	0.00	0.00	0.00	0.00	0.00	0.00	0.00	0.00	0.00	0.00	0.00	0.00	0.00	0.00	0.00	0.00	0.00	0.00					
Operations	3000000000000000	40,008,000.00	0.00	40,008,000.00	40,008,000.00	0.00	0.00	0.00	40,008,000.00	5,317,743.62	9,173,094.55	11,061,445.52	0.00	25,552,283.69	5,317,743.62	9,095,064.65	9,202,641.02	0.00	23,615,449.29	0.00	14,455,716.31	0.00	1,936,834.40					
OO: Filipino children in suitable permanent adoptive families abroad protected and secured		40,008,000.00	0.00	40,008,000.00	40,008,000.00	0.00	0.00	0.00	40,008,000.00	5,317,743.62	9,173,094.55	11,061,445.52	0.00	25,552,283.69	5,317,743.62	9,095,064.65	9,202,641.02	0.00	23,615,449.29	0.00	14,455,716.31	0.00	1,936,834.40					
INTER-COUNTRY ADOPTION REGULATORY PROGRAM		9,124,000.00	0.00	9,124,000.00	9,124,000.00	0.00	0.00	0.00	9,124,000.00	1,142,076.90	2,127,587.39	1,815,734.40	0.00	5,085,398.69	1,142,076.90	2,127,587.39	0.00	0.00	3,269,664.29	0.00	4,038,601.31	0.00	1,815,734.40					
Accredited/Authorize Foreign Adoption Agencies and Child Caring Agencies as Liaison Service Agencies	310100100001000	9,124,000.00	0.00	9,124,000.00	9,124,000.00	0.00	0.00	0.00	9,124,000.00	1,142,076.90	2,127,587.39	1,815,734.40	0.00	5,085,398.69	1,142,076.90	2,127,587.39	0.00	0.00	3,269,664.29	0.00	4,038,601.31	0.00	1,815,734.40					
PS		4,353,000.00	0.00	4,353,000.00	4,353,000.00	0.00	0.00	0.00	4,353,000.00	930,789.59	1,548,979.21	985,295.45	0.00	3,465,064.25	930,789.59	1,548,979.21	0.00	0.00	2,479,768.80	0.00	887,935.75	0.00	965,295.45					
MOOE		4,771,000.00	0.00	4,771,000.00	4,771,000.00	0.00	0.00	0.00	4,771,000.00	211,287.31	578,608.18	830,438.95	0.00	1,620,334.44	211,287.31	578,608.18	0.00	0.00	789,895.49	0.00	3,150,665.56	0.00	830,438.95					
INTER-COUNTRY ADOPTION PROGRAM		30,884,000.00	0.00	30,884,000.00	30,884,000.00	0.00	0.00	0.00	30,884,000.00	4,175,666.72	7,045,507.16	9,245,711.12	0.00	20,466,885.00	4,175,666.72	6,967,477.26	9,202,641.02	0.00	20,345,785.00	0.00	10,417,115.00	0.00	121,100.00					
Adjudication/Entrustment of children for inter-country adoption	310200100001000	30,884,000.00	0.00	30,884,000.00	30,884,000.00	0.00	0.00	0.00	30,884,000.00	4,175,666.72	7,045,507.16	9,245,711.12	0.00	20,466,885.00	4,175,666.72	6,967,477.26	9,202,641.02	0.00	20,345,785.00	0.00	10,417,115.00	0.00	121,100.00					
PS		9,173,000.00	0.00	9,173,000.00	9,173,000.00	0.00	0.00	0.00	9,173,000.00	1,768,122.11	2,482,830.06	1,830,734.76	0.00	6,081,686.93	1,768,122.11	2,482,830.06	1,830,734.76	0.00	6,081,686.93	0.00	3,091,313.07	0.00	0.00					
MOOE		21,641,000.00	0.00	21,641,000.00	21,641,000.00	0.00	0.00	0.00	21,641,000.00	2,407,544.61	4,512,905.10	7,414,976.36	0.00	14,335,426.07	2,407,544.61	4,434,875.20	7,371,906.26	0.00	14,214,328.07	0.00	7,305,573.33	0.00	121,100.00					
CO		70,000.00	0.00	70,000.00	70,000.00	0.00	0.00	0.00	70,000.00	0.00	49,772.00	0.00	0.00	49,772.00	0.00	49,772.00	0.00	0.00	49,772.00	0.00	20,228.00	0.00	0.00					
b-Total, Operations		40,008,000.00	0.00	40,008,000.00	40,008,000.00	0.00	0.00	0.00	40,008,000.00	5,317,743.62	9,173,094.55	11,061,445.52	0.00	25,552,283.69	5,317,743.62	9,095,064.65	9,202,641.02	0.00	23,615,449.29	0.00	14,455,716.31	0.00	1,936,834.40					
PS		13,526,000.00	0.00	13,526,000.00	13,526,000.00	0.00	0.00	0.00	13,526,000.00	2,698,911.70	4,031,809.27	2,816,030.21	0.00	9,546,751.18	2,698,911.70	4,031,809.27	1,830,734.76	0.00	8,561,455.73	0.00	3,979,248.82	0.00	985,295.45					
MOOE		26,412,000.00	0.00	26,412,000.00	26,412,000.00	0.00	0.00	0.00	26,412,000.00	2,618,831.92	5,091,513.28	8,245,415.31	0.00	15,955,760.51	2,618,831.92	5,013,483.38	7,371,906.26	0.00	15,004,221.56	0.00	10,456,239.40	0.00	951,538.95					
FinEx (If Applicable)		0.00	0.00	0.00	0.00	0.00	0.00	0.00	0.00	0.00	0.00	0.00	0.00	0.00	0.00	0.00	0.00	0.00	0.00	0.00	0.00	0.00	0.00					
CO		70,000.00	0.00	70,000.00	70,000.00	0.00	0.00	0.00	70,000.00	0.00	49,772.00	0.00	0.00	49,772.00	0.00	49,772.00	0.00	0.00	49,772.00	0.00	20,228.00	0.00	0.00					


Department of Social Welfare and Development (DSWD)  
 Inter-Country Adoption Board  
 < not applicable >  
 20 003 0000000  
 01 Regular Agency Fund  
 (e.g. UACS Fund Cluster: 01-Regular Agency Fund, 02-Foreign Assisted Projects Fund, 03-Special Account-Locally Funded/Domestic Grants Fund, and 04-Special Account-Foreign Assisted/Foreign Grants Fund)

X	Current Year Appropriations
	Supplemental Appropriations
	Continuing Appropriations

Particulars	UACS CODE	Appropriations			Allotments			Current Year Obligations					Current Year Disbursements					Balances					
		Authorized Appropriations	Adjustments (Transfer To/From, Realignment)	Adjusted Appropriations	Allotments Received	Adjustments (Withdrawal, Realignment)	Transfer To	Transfer From	Adjusted Total Allotments	1st Quarter Ending March 31	2nd Quarter Ending June 30	3rd Quarter Ending Sept. 30	4th Quarter Ending Dec. 31	TOTAL	1st Quarter Ending March 31	2nd Quarter Ending June 30	3rd Quarter Ending Sept. 30	4th Quarter Ending Dec. 31	TOTAL	Unreleased Appro	Unobligated Allotments	Unpaid Obligations (15-20)-(23-24)	
		3	4	5=(3+4)	6	7	8	9	10=(6+(-)7)-8+9	11	12	13	14	15=(11+12+13+14)	16	17	18	19	20=(16+17+18+19)	21	22	23	24
b-Total, I. Agency Specific Budget		53,345,000.00	0.00	53,345,000.00	53,345,000.00	0.00	0.00	0.00	53,345,000.00	9,146,391.99	13,840,157.81	13,221,090.09	0.00	36,207,639.89	9,146,391.99	13,762,127.91	11,362,285.59	0.00	34,270,805.49	0.00	17,137,360.11	0.00	1,936,834.40
PS		18,285,000.00	0.00	18,285,000.00	18,285,000.00	0.00	0.00	0.00	18,285,000.00	3,874,697.80	5,670,328.12	3,936,950.29	0.00	13,481,976.21	3,874,697.80	5,670,328.12	2,951,654.64	0.00	12,496,680.56	0.00	4,863,023.79	0.00	985,295.45
MOOE		34,990,000.00	0.00	34,990,000.00	34,990,000.00	0.00	0.00	0.00	34,990,000.00	5,271,694.19	8,120,057.69	9,284,139.80	0.00	22,675,891.68	5,271,694.19	8,042,027.79	8,410,630.75	0.00	21,724,352.73	0.00	12,314,108.32	0.00	951,538.95
FinEx (if Applicable)		0.00	0.00	0.00	0.00	0.00	0.00	0.00	0.00	0.00	0.00	0.00	0.00	0.00	0.00	0.00	0.00	0.00	0.00	0.00	0.00	0.00	0.00
CO		70,000.00	0.00	70,000.00	70,000.00	0.00	0.00	0.00	70,000.00	0.00	49,772.00	0.00	0.00	49,772.00	0.00	49,772.00	0.00	0.00	49,772.00	0.00	20,228.00	0.00	0.00
Automatic Appropriations		1,665,000.00	0.00	1,665,000.00	1,665,000.00	0.00	0.00	0.00	1,665,000.00	388,688.91	303,716.39	423,442.80	0.00	1,115,848.10	388,688.91	303,716.39	423,442.80	0.00	1,115,848.10	0.00	549,151.90	0.00	0.00
Treatment and Life Insurance Premiums		1,665,000.00	0.00	1,665,000.00	1,665,000.00	0.00	0.00	0.00	1,665,000.00	388,688.91	303,716.39	423,442.80	0.00	1,115,848.10	388,688.91	303,716.39	423,442.80	0.00	1,115,848.10	0.00	549,151.90	0.00	0.00
PS		1,665,000.00	0.00	1,665,000.00	1,665,000.00	0.00	0.00	0.00	1,665,000.00	388,688.91	303,716.39	423,442.80	0.00	1,115,848.10	388,688.91	303,716.39	423,442.80	0.00	1,115,848.10	0.00	549,151.90	0.00	0.00
b-total		1,665,000.00	0.00	1,665,000.00	1,665,000.00	0.00	0.00	0.00	1,665,000.00	388,688.91	303,716.39	423,442.80	0.00	1,115,848.10	388,688.91	303,716.39	423,442.80	0.00	1,115,848.10	0.00	549,151.90	0.00	0.00
PS		1,665,000.00	0.00	1,665,000.00	1,665,000.00	0.00	0.00	0.00	1,665,000.00	388,688.91	303,716.39	423,442.80	0.00	1,115,848.10	388,688.91	303,716.39	423,442.80	0.00	1,115,848.10	0.00	549,151.90	0.00	0.00
MOOE		0.00	0.00	0.00	0.00	0.00	0.00	0.00	0.00	0.00	0.00	0.00	0.00	0.00	0.00	0.00	0.00	0.00	0.00	0.00	0.00	0.00	0.00
FinEx		0.00	0.00	0.00	0.00	0.00	0.00	0.00	0.00	0.00	0.00	0.00	0.00	0.00	0.00	0.00	0.00	0.00	0.00	0.00	0.00	0.00	0.00
CO		0.00	0.00	0.00	0.00	0.00	0.00	0.00	0.00	0.00	0.00	0.00	0.00	0.00	0.00	0.00	0.00	0.00	0.00	0.00	0.00	0.00	0.00
h-AND TOTAL		55,010,000.00	0.00	55,010,000.00	55,010,000.00	0.00	0.00	0.00	55,010,000.00	9,535,090.90	14,143,874.20	13,644,532.89	0.00	37,323,487.99	9,535,090.90	14,065,844.30	11,785,728.39	0.00	35,386,653.59	0.00	17,688,512.01	0.00	1,936,834.40
PS		19,950,000.00	0.00	19,950,000.00	19,950,000.00	0.00	0.00	0.00	19,950,000.00	4,263,386.71	5,974,044.51	4,360,393.09	0.00	14,597,824.31	4,263,386.71	5,974,044.51	3,375,007.64	0.00	13,612,528.86	0.00	5,352,175.69	0.00	985,295.45
MOOE		34,990,000.00	0.00	34,990,000.00	34,990,000.00	0.00	0.00	0.00	34,990,000.00	5,271,694.19	8,120,057.69	9,284,139.80	0.00	22,675,891.68	5,271,694.19	8,042,027.79	8,410,630.75	0.00	21,724,352.73	0.00	12,314,108.32	0.00	951,538.95
CO		70,000.00	0.00	70,000.00	70,000.00	0.00	0.00	0.00	70,000.00	0.00	49,772.00	0.00	0.00	49,772.00	0.00	49,772.00	0.00	0.00	49,772.00	0.00	20,228.00	0.00	0.00
Capitalization by CO																							
Agency Specific Budget		40,008,000.00	0.00	40,008,000.00	40,008,000.00	0.00	0.00	0.00	40,008,000.00	5,317,743.62	9,173,094.55	11,001,445.52	0.00	25,552,283.69	4,175,666.72	9,095,064.86	9,202,641.02	0.00	23,615,449.29	0.00	14,495,716.31	0.00	1,936,834.40
INTER-COUNTRY ADOPTION REGULATORY PROGRAM		9,124,000.00	0.00	9,124,000.00	9,124,000.00	0.00	0.00	0.00	9,124,000.00	1,142,076.90	2,127,587.39	1,815,734.40	0.00	5,085,398.69	1,142,076.90	2,127,587.39	0.00	3,269,654.23	0.00	4,038,601.31	0.00	1,815,734.40	
INTER-COUNTRY ADOPTION PROGRAM		30,884,000.00	0.00	30,884,000.00	30,884,000.00	0.00	0.00	0.00	30,884,000.00	4,175,666.72	7,045,507.16	9,245,711.12	0.00	20,466,885.00	4,175,666.72	6,967,477.26	9,202,641.02	0.00	20,345,785.06	0.00	10,417,115.00	0.00	121,100.00

Certified Correct:  
  
 GUERINIA ANGELITA NAANEP  
 Budget Officer  
 Date: 2019-10-14 13:47:07.0

Recommending Approval:  
  
 Diaz, Jaybie  
 Date: 10-16-19

Approved By:  
  
 ABEJO BERNADETTE B.  
 Agency Head  
 Date: