

STATEMENT OF APPROPRIATIONS, ALLOTMENTS, OBLIGATIONS, DISBURSEMENTS AND BALANCES

As at the Quarter Ending December 31, 2019

Department : Department of Social Welfare and Development (DSWD)  
 Agency/Entity : Inter-Country Adoption Board  
 Operating Unit : < not applicable >  
 Organization Code : 20 003 0000000  
 Fund Cluster : 01 Regular Agency Fund

X	Current Year Appropriations
	Supplemental Appropriations
	Continuing Appropriations

(e.g. UACS Fund Cluster: 01-Regular Agency Fund, 02-Foreign Assisted Projects Fund, 03-Special Account-Locally Funded/Domestic Grants Fund, and 04-Special Account-Foreign Assisted/Foreign Grants Fund)

Particulars	UACS CODE	Appropriations				Allotments					Current Year Obligations					Current Year Disbursements					Balances			
		Authorized Appropriations	Adjustments (Transfer To/From, Modifications)	Adjusted Appropriations	Allotments Received	Adjustments (Reductions, Modifications/ Augmentations)	Transfer To	Transfer From	Adjusted Total Allotments	1st Quarter Ending March 31	2nd Quarter Ending June 30	3rd Quarter Ending Sept. 30	4th Quarter Ending Dec. 31	TOTAL	1st Quarter Ending March 31	2nd Quarter Ending June 30	3rd Quarter Ending Sept. 30	4th Quarter Ending Dec. 31	TOTAL	Unreleased Appro	Unobligated Allotments	Unpaid Obligations (15-20)=(23+24)		
		3	4	5=(3+4)	6	7	8	9	10=[(8)+(-)7]+8+9	11	12	13	14	15=(11+12+13+14)	16	17	18	19	20=(16+17+18+19)	21	22	Due and Demandable	Not Yet Due and Demandable	
I. Agency Specific Budget		53,345,000.00	0.00	53,345,000.00	53,345,000.00	0.00	0.00	0.00	53,345,000.00	9,015,787.24	13,497,835.08	13,073,730.12	13,816,165.58	49,203,528.02	9,015,787.24	13,419,805.18	13,030,860.02	13,227,824.87	48,794,187.31	0.00	4,141,471.88	0.00	499,340.71	
General Administration and Support	1000000000000000	13,337,000.00	0.00	13,337,000.00	13,337,000.00	0.00	0.00	0.00	13,337,000.00	3,788,109.83	4,602,394.44	2,134,028.81	2,332,138.30	12,856,671.38	3,788,109.83	4,602,394.44	2,134,028.81	2,267,883.30	12,782,416.38	0.00	480,328.62	0.00	64,255.00	
General Management and Supervision	1000000100001000	13,337,000.00	0.00	13,337,000.00	13,337,000.00	0.00	0.00	0.00	13,337,000.00	3,788,109.83	4,602,394.44	2,134,028.81	2,332,138.30	12,856,671.38	3,788,109.83	4,602,394.44	2,134,028.81	2,267,883.30	12,782,416.38	0.00	480,328.62	0.00	64,255.00	
PS		4,759,000.00	0.00	4,759,000.00	4,759,000.00	0.00	0.00	0.00	4,759,000.00	1,135,247.56	1,573,850.03	1,095,304.32	948,329.19	4,752,731.10	1,135,247.56	1,573,850.03	1,095,304.32	948,329.19	4,752,731.10	0.00	6,269.90	0.00	0.00	
MOOE		8,578,000.00	0.00	8,578,000.00	8,578,000.00	0.00	0.00	0.00	8,578,000.00	2,652,862.27	3,028,544.41	1,038,724.49	1,383,809.11	8,103,940.28	2,652,862.27	3,028,544.41	1,038,724.49	1,319,554.11	8,039,685.28	0.00	47,059.72	0.00	64,255.00	
Sub-Total, General Administration and Support		13,337,000.00	0.00	13,337,000.00	13,337,000.00	0.00	0.00	0.00	13,337,000.00	3,788,109.83	4,602,394.44	2,134,028.81	2,332,138.30	12,856,671.38	3,788,109.83	4,602,394.44	2,134,028.81	2,267,883.30	12,782,416.38	0.00	480,328.62	0.00	64,255.00	
PS		4,759,000.00	0.00	4,759,000.00	4,759,000.00	0.00	0.00	0.00	4,759,000.00	1,135,247.56	1,573,850.03	1,095,304.32	948,329.19	4,752,731.10	1,135,247.56	1,573,850.03	1,095,304.32	948,329.19	4,752,731.10	0.00	6,269.90	0.00	0.00	
MOOE		8,578,000.00	0.00	8,578,000.00	8,578,000.00	0.00	0.00	0.00	8,578,000.00	2,652,862.27	3,028,544.41	1,038,724.49	1,383,809.11	8,103,940.28	2,652,862.27	3,028,544.41	1,038,724.49	1,319,554.11	8,039,685.28	0.00	47,059.72	0.00	64,255.00	
FinEx (if Applicable)		0.00	0.00	0.00	0.00	0.00	0.00	0.00	0.00	0.00	0.00	0.00	0.00	0.00	0.00	0.00	0.00	0.00	0.00	0.00	0.00	0.00	0.00	0.00
CC		0.00	0.00	0.00	0.00	0.00	0.00	0.00	0.00	0.00	0.00	0.00	0.00	0.00	0.00	0.00	0.00	0.00	0.00	0.00	0.00	0.00	0.00	0.00
Operations	3000000000000000	40,008,000.00	0.00	40,008,000.00	40,008,000.00	0.00	0.00	0.00	40,008,000.00	5,227,687.41	8,895,440.64	10,939,701.31	11,284,027.28	36,348,856.64	5,227,687.41	8,817,410.74	10,896,631.21	11,060,041.57	36,001,770.93	0.00	3,661,143.36	0.00	345,085.71	
OO: Filipino children in suitable permanent adoptive families abroad protected and secured		40,008,000.00	0.00	40,008,000.00	40,008,000.00	0.00	0.00	0.00	40,008,000.00	5,227,687.41	8,895,440.64	10,939,701.31	11,284,027.28	36,348,856.64	5,227,687.41	8,817,410.74	10,896,631.21	11,060,041.57	36,001,770.93	0.00	3,661,143.36	0.00	345,085.71	
INTER-COUNTRY ADOPTION REGULATORY PROGRAM		9,124,000.00	0.00	9,124,000.00	9,124,000.00	0.00	0.00	0.00	9,124,000.00	1,085,858.04	1,940,557.06	1,815,734.40	1,538,340.93	6,380,490.43	1,085,858.04	1,940,557.06	1,815,734.40	1,523,340.93	6,365,490.43	0.00	2,743,509.57	0.00	15,000.00	
Access/Authorize Foreign Adoption Agencies and Child Caring Agencies as Liaison Service Agencies	3101000100001000	9,124,000.00	0.00	9,124,000.00	9,124,000.00	0.00	0.00	0.00	9,124,000.00	1,085,858.04	1,940,557.06	1,815,734.40	1,538,340.93	6,380,490.43	1,085,858.04	1,940,557.06	1,815,734.40	1,523,340.93	6,365,490.43	0.00	2,743,509.57	0.00	15,000.00	
PS		4,353,000.00	0.00	4,353,000.00	4,353,000.00	0.00	0.00	0.00	4,353,000.00	874,570.73	1,361,948.88	985,295.45	1,104,407.00	4,326,222.06	874,570.73	1,361,948.88	985,295.45	1,104,407.00	4,326,222.06	0.00	26,777.94	0.00	0.00	
MOOE		4,771,000.00	0.00	4,771,000.00	4,771,000.00	0.00	0.00	0.00	4,771,000.00	211,287.31	578,608.18	830,438.95	433,933.93	2,054,268.37	211,287.31	578,608.18	830,438.95	418,933.93	2,039,268.37	0.00	2,716,731.63	0.00	15,000.00	
INTER-COUNTRY ADOPTION PROGRAM		30,884,000.00	0.00	30,884,000.00	30,884,000.00	0.00	0.00	0.00	30,884,000.00	4,141,829.37	6,954,883.58	9,123,966.91	9,745,686.35	29,966,366.21	4,141,829.37	6,876,853.68	9,080,896.61	9,536,700.64	29,636,280.50	0.00	917,633.79	0.00	330,085.71	
Adjudication/Entrustment of children for Inter-country adoption	310200100001000	30,884,000.00	0.00	30,884,000.00	30,884,000.00	0.00	0.00	0.00	30,884,000.00	4,141,829.37	6,954,883.58	9,123,966.91	9,745,686.35	29,966,366.21	4,141,829.37	6,876,853.68	9,080,896.61	9,536,700.64	29,636,280.50	0.00	917,633.79	0.00	330,085.71	
PS		9,173,000.00	725,000.00	9,898,000.00	9,173,000.00	725,000.00	0.00	0.00	9,898,000.00	1,734,284.76	2,392,206.48	1,708,990.55	3,937,372.30	9,772,854.09	1,734,284.76	2,392,206.48	1,708,990.55	3,937,372.30	9,772,854.09	0.00	125,145.91	0.00	0.00	
MOOE		21,641,000.00	(725,000.00)	20,916,000.00	21,641,000.00	(725,000.00)	0.00	0.00	20,916,000.00	2,407,544.61	4,512,905.10	7,414,976.36	5,808,314.05	20,143,740.12	2,407,544.61	4,434,875.20	7,371,806.26	6,599,328.34	19,815,654.41	0.00	772,259.88	0.00	330,085.71	
CC		70,000.00	0.00	70,000.00	70,000.00	0.00	0.00	0.00	70,000.00	0.00	49,772.00	0.00	0.00	49,772.00	0.00	49,772.00	0.00	0.00	49,772.00	0.00	20,228.00	0.00	0.00	
Sub-Total, Operations		40,008,000.00	0.00	40,008,000.00	40,008,000.00	0.00	0.00	0.00	40,008,000.00	5,227,687.41	8,895,440.64	10,939,701.31	11,284,027.28	36,348,856.64	5,227,687.41	8,817,410.74	10,896,631.21	11,060,041.57	36,001,770.93	0.00	3,661,143.36	0.00	345,085.71	
PS		13,526,000.00	725,000.00	14,251,000.00	13,526,000.00	725,000.00	0.00	0.00	14,251,000.00	2,608,855.49	3,764,155.36	2,694,286.00	5,041,779.30	14,099,076.15	2,608,855.49	3,754,155.36	2,694,286.00	5,041,779.30	14,099,076.15	0.00	151,923.85	0.00	0.00	
MOOE		26,412,000.00	(725,000.00)	25,687,000.00	26,412,000.00	(725,000.00)	0.00	0.00	25,687,000.00	2,618,831.92	5,091,513.28	8,245,415.31	6,242,247.88	22,198,008.49	2,618,831.92	5,013,483.38	8,202,345.21	6,018,262.27	21,852,922.78	0.00	3,488,991.51	0.00	345,085.71	
FinEx (if Applicable)		0.00	0.00	0.00	0.00	0.00	0.00	0.00	0.00	0.00	0.00	0.00	0.00	0.00	0.00	0.00	0.00	0.00	0.00	0.00	0.00	0.00	0.00	0.00
CC		70,000.00	0.00	70,000.00	70,000.00	0.00	0.00	0.00	70,000.00	0.00	49,772.00	0.00	0.00	49,772.00	0.00	49,772.00	0.00	0.00	49,772.00	0.00	20,228.00	0.00	0.00	


This report was generated using the Unified Reporting System on 21/01/2020 10:32 version.FAR1.1.4

Department :Department of Social Welfare and Development (DSWD)  
 Agency/Entity :Inter-Country Adoption Board  
 Operating Unit :< not applicable >  
 Fund Cluster :01 Regular Agency Fund  
 (e.g. UACS Fund Cluster: 01-Regular Agency Fund, 02-Foreign Assisted Projects Fund, 03-Special Account-Locally Funded/Domestic Grants Fund, and 04-Special Account-Foreign Assisted/Foreign Grants Fund)

X	Current Year Appropriations
	Supplemental Appropriations
	Continuing Appropriations

Particulars	UACS CODE	Appropriations				Allotments				Current Year Obligations					Current Year Disbursements				Balances				
		Authorized Appropriations	Adjustments (Transfer To/From, Modifications/)	Adjusted Appropriations	Allotments Received	Adjustments (Reductions, Modifications/ Augmentations)	Transfer To	Transfer From	Adjusted Total Allotments	1st Quarter	2nd Quarter	3rd Quarter	4th Quarter	TOTAL	1st Quarter	2nd Quarter	3rd Quarter	4th Quarter	TOTAL	Unreleased Appro	Unobligated Allotments	Unpaid Obligations (15-20)=(23+24)	
										Ending March 31	Ending June 30	Ending Sept. 30	Ending Dec. 31		Ending March 31	Ending June 30	Ending Sept. 30	Ending Dec. 31				Due and Demandable	Not Yet Due and Demandable
1	2	3	4	5=(3+4)	6	7	8	9	10=[(8+(-)7)+9]	11	12	13	14	15=(11+12+13+14)	16	17	18	19	20=(16+17+18+19)	21	22	23	24
Sub-Total, I. Agency Specific Budget		53,345,000.00	0.00	53,345,000.00	53,345,000.00	0.00	0.00	0.00	53,345,000.00	9,015,797.24	13,497,835.08	13,073,730.12	13,816,165.58	49,203,528.02	9,015,797.24	13,419,805.18	13,030,860.02	13,327,924.87	45,794,187.31	0.00	4,141,471.88	0.00	409,340.71
PS		18,285,000.00	725,000.00	19,010,000.00	18,285,000.00	725,000.00	0.00	0.00	19,010,000.00	3,744,103.05	5,328,005.39	3,789,590.32	5,990,108.49	18,851,807.25	3,744,103.05	5,328,005.39	3,789,590.32	5,990,108.49	18,851,807.25	0.00	158,192.75	0.00	0.00
MOOE		34,990,000.00	(725,000.00)	34,265,000.00	34,990,000.00	(725,000.00)	0.00	0.00	34,265,000.00	5,271,694.19	8,120,057.69	9,284,139.80	7,826,057.09	30,301,948.77	5,271,694.19	8,042,027.79	9,241,069.70	7,337,816.38	29,892,608.06	0.00	3,963,051.23	0.00	409,340.71
FinEx (if Applicable)		0.00	0.00	0.00	0.00	0.00	0.00	0.00	0.00	0.00	0.00	0.00	0.00	0.00	0.00	0.00	0.00	0.00	0.00	0.00	0.00	0.00	0.00
CO		70,000.00	0.00	70,000.00	70,000.00	0.00	0.00	0.00	70,000.00	0.00	49,772.00	0.00	0.00	49,772.00	0.00	49,772.00	0.00	0.00	49,772.00	0.00	20,228.00	0.00	0.00
II. Automatic Appropriations		1,665,000.00	0.00	1,665,000.00	1,665,000.00	0.00	0.00	0.00	1,665,000.00	388,688.91	303,716.39	423,442.80	542,016.45	1,657,864.55	388,688.91	303,716.39	423,442.80	542,016.45	1,657,864.55	0.00	7,135.45	0.00	0.00
Specific Budgets of National Government Agencies		1,665,000.00	0.00	1,665,000.00	1,665,000.00	0.00	0.00	0.00	1,665,000.00	388,688.91	303,716.39	423,442.80	542,016.45	1,657,864.55	388,688.91	303,716.39	423,442.80	542,016.45	1,657,864.55	0.00	7,135.45	0.00	0.00
Retirement and Life Insurance Premiums		1,665,000.00	0.00	1,665,000.00	1,665,000.00	0.00	0.00	0.00	1,665,000.00	388,688.91	303,716.39	423,442.80	542,016.45	1,657,864.55	388,688.91	303,716.39	423,442.80	542,016.45	1,657,864.55	0.00	7,135.45	0.00	0.00
PS		1,665,000.00	0.00	1,665,000.00	1,665,000.00	0.00	0.00	0.00	1,665,000.00	388,688.91	303,716.39	423,442.80	542,016.45	1,657,864.55	388,688.91	303,716.39	423,442.80	542,016.45	1,657,864.55	0.00	7,135.45	0.00	0.00
Sub-Total II. Automatic Appropriations		1,665,000.00	0.00	1,665,000.00	1,665,000.00	0.00	0.00	0.00	1,665,000.00	388,688.91	303,716.39	423,442.80	542,016.45	1,657,864.55	388,688.91	303,716.39	423,442.80	542,016.45	1,657,864.55	0.00	7,135.45	0.00	0.00
PS		1,665,000.00	0.00	1,665,000.00	1,665,000.00	0.00	0.00	0.00	1,665,000.00	388,688.91	303,716.39	423,442.80	542,016.45	1,657,864.55	388,688.91	303,716.39	423,442.80	542,016.45	1,657,864.55	0.00	7,135.45	0.00	0.00
MOOE		0.00	0.00	0.00	0.00	0.00	0.00	0.00	0.00	0.00	0.00	0.00	0.00	0.00	0.00	0.00	0.00	0.00	0.00	0.00	0.00	0.00	0.00
FinEx		0.00	0.00	0.00	0.00	0.00	0.00	0.00	0.00	0.00	0.00	0.00	0.00	0.00	0.00	0.00	0.00	0.00	0.00	0.00	0.00	0.00	0.00
CO		0.00	0.00	0.00	0.00	0.00	0.00	0.00	0.00	0.00	0.00	0.00	0.00	0.00	0.00	0.00	0.00	0.00	0.00	0.00	0.00	0.00	0.00
III. Special Purpose Fund		0.00	885,828.00	885,828.00	0.00	885,828.00	0.00	0.00	885,828.00	130,594.75	342,322.73	147,359.97	265,549.74	885,827.19	130,594.75	342,322.73	147,359.97	265,549.74	885,827.19	0.00	0.81	0.00	0.00
Miscellaneous Personnel Benefits Fund		0.00	203,700.00	203,700.00	0.00	203,700.00	0.00	0.00	203,700.00	0.00	0.00	0.00	0.00	203,700.00	0.00	0.00	0.00	0.00	203,700.00	0.00	0.00	0.00	0.00
PS		0.00	203,700.00	203,700.00	0.00	203,700.00	0.00	0.00	203,700.00	0.00	0.00	0.00	0.00	203,700.00	0.00	0.00	0.00	0.00	203,700.00	0.00	0.00	0.00	0.00
Pension and Gratuity Fund		0.00	682,128.00	682,128.00	0.00	682,128.00	0.00	0.00	682,128.00	130,594.75	342,322.73	147,359.97	61,849.74	682,127.19	130,594.75	342,322.73	147,359.97	61,849.74	682,127.19	0.00	0.81	0.00	0.00
PS		0.00	682,128.00	682,128.00	0.00	682,128.00	0.00	0.00	682,128.00	130,594.75	342,322.73	147,359.97	61,849.74	682,127.19	130,594.75	342,322.73	147,359.97	61,849.74	682,127.19	0.00	0.81	0.00	0.00
Sub-Total III. Special Purpose Fund		0.00	885,828.00	885,828.00	0.00	885,828.00	0.00	0.00	885,828.00	130,594.75	342,322.73	147,359.97	265,549.74	885,827.19	130,594.75	342,322.73	147,359.97	265,549.74	885,827.19	0.00	0.81	0.00	0.00
PS		0.00	885,828.00	885,828.00	0.00	885,828.00	0.00	0.00	885,828.00	130,594.75	342,322.73	147,359.97	265,549.74	885,827.19	130,594.75	342,322.73	147,359.97	265,549.74	885,827.19	0.00	0.81	0.00	0.00
MOOE		0.00	0.00	0.00	0.00	0.00	0.00	0.00	0.00	0.00	0.00	0.00	0.00	0.00	0.00	0.00	0.00	0.00	0.00	0.00	0.00	0.00	0.00
FinEx		0.00	0.00	0.00	0.00	0.00	0.00	0.00	0.00	0.00	0.00	0.00	0.00	0.00	0.00	0.00	0.00	0.00	0.00	0.00	0.00	0.00	0.00
CO		0.00	0.00	0.00	0.00	0.00	0.00	0.00	0.00	0.00	0.00	0.00	0.00	0.00	0.00	0.00	0.00	0.00	0.00	0.00	0.00	0.00	0.00
GRAND TOTAL		55,010,000.00	885,828.00	55,895,828.00	55,010,000.00	885,828.00	0.00	0.00	55,895,828.00	9,535,080.90	14,143,874.20	13,644,532.89	14,423,731.77	51,747,219.76	9,535,080.90	14,085,844.30	13,601,462.79	14,135,491.06	51,337,879.05	0.00	4,148,608.24	0.00	409,340.71
PS		19,950,000.00	1,610,828.00	21,560,828.00	19,950,000.00	1,610,828.00	0.00	0.00	21,560,828.00	4,263,386.71	5,974,044.51	4,360,393.09	6,797,674.68	21,395,498.99	4,263,386.71	5,974,044.51	4,360,393.09	6,797,674.68	21,395,498.99	0.00	165,329.01	0.00	15,000.00
MOOE		34,990,000.00	(725,000.00)	34,265,000.00	34,990,000.00	(725,000.00)	0.00	0.00	34,265,000.00	5,271,694.19	8,120,057.69	9,284,139.80	7,826,057.09	30,301,948.77	5,271,694.19	8,042,027.79	9,241,069.70	7,337,816.38	29,892,608.06	0.00	3,963,051.23	0.00	409,340.71
CO		70,000.00	0.00	70,000.00	70,000.00	0.00	0.00	0.00	70,000.00	0.00	49,772.00	0.00	0.00	49,772.00	0.00	49,772.00	0.00	0.00	49,772.00	0.00	20,228.00	0.00	0.00
Recapitulation by OC:																							
I. Agency Specific Budget		40,008,000.00	(725,000.00)	39,283,000.00	40,008,000.00	(725,000.00)	0.00	0.00	39,283,000.00	5,317,743.62	9,173,094.55	11,061,445.52	11,284,027.28	36,836,310.97	5,317,743.62	9,095,064.65	11,018,375.42	11,060,041.57	36,491,225.26	0.00	2,446,889.03	0.00	345,085.71
INTER-COUNTRY ADOPTION REGULATORY PROGRAM		9,124,000.00	0.00	9,124,000.00	9,124,000.00	0.00	0.00	9,124,000.00	1,142,076.90	2,127,587.39	1,815,734.40	1,538,340.93	6,623,738.62	1,142,076.90	2,127,587.39	1,815,734.40	1,523,340.93	6,608,739.62	2,500,260.38	0.00	2,500,260.38	0.00	15,000.00
INTER-COUNTRY ADOPTION PROGRAM		30,884,000.00	(725,000.00)	30,159,000.00	30,884,000.00	(725,000.00)	0.00	0.00	30,159,000.00	4,175,666.72	7,045,507.16	9,245,711.12	9,745,696.35	30,212,571.35	4,175,666.72	6,967,477.26	9,202,641.02	9,536,700.64	29,882,485.64	0.00	(53,571.35)	0.00	330,085.71


Certified Correct:

  
GUERINA ANGELITA NAANEP

Budget Officer


Date: 2020-01-21 10:30:11.0

Certified Correct:

  
Diaz, Jaybie

Date:

Recommending Approval:

  
GUERINA ANGELITA NAANEP

Director of Financial Management Service (FMS) or Equivalent

Date: 2020-01-21 10:30:

  
Approved By:

ABEJO BERNADETTE B.

Agency/Entity Head or Authorized Representative

Date: 2020-01-21 10:32:

