

STATEMENT OF APPROPRIATIONS, ALLOTMENTS, OBLIGATIONS, DISBURSEMENTS AND BALANCES
As of the Quarter Ending December 31, 2017

Department: Department of Social Welfare and Development (DSWD)

Agency: Inter-Country Adoption Board

Operating Unit: N/A

Organization Code (UACS): 200030000000

Fund Cluster: 01 - Regular Agency Fund

RECEIVED: 12/2/18
Inter-country Adoption Board
Office of the Auditor

Authorization: 01 - Current Year Appropriations

Report Status: SUBMITTED

Table with 24 columns: 1-24. Rows include: I. Agency Specific Budget, Specific Budgets of National Government Agencies (General Administration and Support, PS, MOOE, CO, Administration of Personnel Benefits, PS, Operations), MFO 1: REGULATION OF FOREIGN ADOPTION (Accred/License Child Caring Agencies as Liaison Service Agencies (LSAs) and Foreign Adoption Agencies (FAAs), PS, MOOE), MFO 2: ENTRUSTMENT SERVICES (Entrust cleared children for inter-country adoption, PS, MOOE, CO), II. Automatic Appropriations (Retirement and Life Insurance Premiums, General Administration and Support, PS, Operations, MFO 1: REGULATION OF FOREIGN ADOPTION, MFO 2: ENTRUSTMENT SERVICES, PS, MOOE, Fin Ex, CO).

Particulars	UACS CODE	Appropriation			Allotments					Current Year Obligations					Current Year Disbursements					Balances			
		Authorized Appropriation	Adjustments (To)/From, Realignment	Adjusted Appropriations	Allotments Received	Adjustments (Withdrawal, Realignment)	Transfer To	Transfer From	Adjusted Total Allotments	1st Quarter Ending March 31	2nd Quarter Ending June 30	3rd Quarter Ending Sept. 30	4th Quarter Ending Dec. 31	Total	1st Quarter Ending March 31	2nd Quarter Ending June 30	3rd Quarter Ending Sept. 30	4th Quarter Ending Dec. 31	Total	Unreleased Appropriations	Unobligated Allotment	Unpaid Obligations (15-20) = (23+24)	
										10=(6+7)+8+9	11	12	13	14	15=(11+12+13+14)	16	17	18	19			20=(16+17+18+19)	21=(5-16)
1	2	3	4	5=(3+4)	6	7	8	9	10	11	12	13	14	15	16	17	18	19	20	21	22	23	24
III. Special Purpose Fund																							
Miscellaneous Personnel Benefits Fund	01101406		1,569,329.00	1,569,329.00	1,569,329.00				1,569,329.00					1,528,396.58	1,528,396.58				1,518,680.34	1,518,680.34	40,932.42		9,716.24
Miscellaneous Personnel Benefits Fund	000009070000000		1,569,329.00	1,569,329.00	1,569,329.00				1,569,329.00					1,528,396.58	1,528,396.58				1,518,680.34	1,518,680.34	40,932.42		9,716.24
Performance-Based Bonus	103009070100000		483,509.00	483,509.00	483,509.00				483,509.00					483,509.00	483,509.00				483,509.00	483,509.00			
PS			483,509.00	483,509.00	483,509.00				483,509.00					483,509.00	483,509.00				483,509.00	483,509.00			
Funding Requirements for the Filling up of Unfilled Positions	103009070200000		1,085,820.00	1,085,820.00	1,085,820.00				1,085,820.00					1,044,887.58	1,044,887.58				1,035,171.34	1,035,171.34	40,932.42		9,716.24
PS			1,085,820.00	1,085,820.00	1,085,820.00				1,085,820.00					1,044,887.58	1,044,887.58				1,035,171.34	1,035,171.34	40,932.42		9,716.24
Pension and Gratuity Fund	01101407		633,615.00	633,615.00	633,615.00				633,615.00		430,869.64			202,745.36	633,615.00		430,869.64		202,745.36	633,615.00			
Pension and Gratuity Fund	000009080000000		633,615.00	633,615.00	633,615.00				633,615.00		430,869.64			202,745.36	633,615.00		430,869.64		202,745.36	633,615.00			
For payment of monetization of leave credits	103009080400000		633,615.00	633,615.00	633,615.00				633,615.00		430,869.64			202,745.36	633,615.00		430,869.64		202,745.36	633,615.00			
PS			633,615.00	633,615.00	633,615.00				633,615.00		430,869.64			202,745.36	633,615.00		430,869.64		202,745.36	633,615.00			
Sub-Total. SPF			2,202,944.00	2,202,944.00	2,202,944.00				2,202,944.00		430,869.64			1,731,141.94	2,162,011.58		430,869.64		1,721,425.70	2,152,295.34	40,932.42		9,716.24
PS			2,202,944.00	2,202,944.00	2,202,944.00				2,202,944.00		430,869.64			1,731,141.94	2,162,011.58		430,869.64		1,721,425.70	2,152,295.34	40,932.42		9,716.24
MOQE																							
Fin Ex																							
CO																							
GRAND TOTAL		45,331,000.00	2,319,973.00	47,650,973.00	47,650,973.00				47,650,973.00	9,008,733.50	13,352,017.58	12,299,261.30	12,943,594.59	47,603,606.97	8,116,786.09	13,090,437.89	12,319,138.52	12,834,463.75	46,360,846.19		47,366.03		1,242,760.78
PS		16,484,000.00	3,100,973.00	19,584,973.00	18,813,973.00			781,000.00	19,594,973.00	4,274,292.80	4,864,242.77	3,876,496.75	6,539,008.26	19,554,040.58	4,136,969.88	5,001,565.69	3,562,885.48	6,842,903.29	19,544,324.34		40,932.42		9,716.24
MOQE		27,805,000.00	(781,000.00)	27,024,000.00	27,805,000.00			(781,000.00)	27,024,000.00	4,734,440.70	8,181,734.81	8,422,764.55	5,680,586.33	27,019,526.39	3,979,816.15	7,782,832.20	8,756,253.04	5,647,580.46	26,166,481.85		4,473.61		853,044.54
Fin Ex																							
CO		1,032,000.00		1,032,000.00	1,032,000.00				1,032,000.00		306,040.00		724,000.00	1,030,040.00		306,040.00		344,000.00	650,040.00		1,960.00		380,000.00

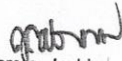
Certified Correct:


Guerina, Angelita

Budget Officer

Date: 23/Jan/2018


Certified Correct:


Cabrel, Jaybie

Chief Accountant

Date: JAN 23 2018

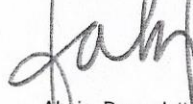
Recommended By:


Abejo, Bernadette

Director, FMS

Date: 23/Jan/2018

Approved By:


Abejo, Bernadette

Agency Head/Department

Date: 26/Jan/2018